

Event: Cooper Tires USF2000 GP of Mid-Ohio

Round 17/18

Track: Mid-Ohio Sports Car Course

2.258 mile(s)

Report: Section Data Report

USF2000 Championship

Session: Race 2

October 3, 2021



Section Data for Car 1 - Navarro, Ely (R)

Lap	T/SF to I4	I4 to I6	I6 to SF	Lap	
1	T	78.9712	57.5305	36.4549	172.9566
	S	48.928	43.293	48.684	46.999
2	T	52.4188	46.1331	32.6904	131.2423
	S	73.711	53.989	54.290	61.937
3	T	77.7388	61.2735	42.3320	181.3443
	S	49.703	40.649	41.925	44.825
4	T	87.8594	58.2521	40.8627	186.9742
	S	43.978	42.757	43.433	43.476
5	T	83.1171	57.7746	35.4968	176.3885
	S	46.487	43.110	49.998	46.085
6	T	49.2939	45.6678	31.4466	126.4083
	S	78.384	54.539	56.438	64.306
7	T	81.2731	63.7915	42.1167	187.1813
	S	47.542	39.044	42.139	43.427
8	T	83.2278	56.6692	34.4302	174.3272
	S	46.425	43.951	51.547	46.630
9	T	47.7488	41.9741	27.8575	117.5804
	S	80.921	59.339	63.709	69.134
10	T	45.6152	41.9517	28.0628	115.6297
	S	84.706	59.370	63.243	70.300
11	T	44.0884	41.3496	27.1141	112.5521
	S	87.639	60.235	65.456	72.223
12	T	49.4841	44.8327	30.2196	124.5364
	S	78.083	55.555	58.729	65.272
13	T	76.7034	58.1819	38.2902	173.1755
	S	50.374	42.809	46.351	46.940
14	T	270.6976	43.1479	33.6025	347.4480
	S	14.274	57.724	52.817	23.396

**Event:** Cooper Tires USF2000 GP of Mid-Ohio  
**Track:** Mid-Ohio Sports Car Course  
**Report:** Section Data Report  
**Session:** Race 2

**Round 17/18**  
**2.258 mile(s)**



**USF2000 Championship**  
**October 3, 2021**

**Section Data for Car 10 - Siegel, Nolan**

Lap	T/SF to I4	I4 to I6	I6 to SF	Lap	
1	T	82.8214	58.6590	42.1026	183.5830
	S	46.653	42.460	42.154	44.279
2	T	47.4864	42.7823	29.7232	119.9919
	S	81.368	58.218	59.710	67.745
3	T	83.3512	60.9829	43.7182	188.0523
	S	46.356	40.842	40.596	43.226
4	T	85.0463	59.4074	42.2391	186.6928
	S	45.432	41.925	42.017	43.541
5	T	81.1319	59.8327	39.3835	180.3481
	S	47.624	41.627	45.064	45.073
6	T	45.7345	42.0732	33.0323	120.8400
	S	84.485	59.199	53.728	67.269
7	T	83.5906	63.5413	43.1557	190.2876
	S	46.224	39.198	41.125	42.718
8	T	81.0101	58.9113	37.2930	177.2144
	S	47.696	42.279	47.590	45.870
9	T	44.9886	40.7783	26.6374	112.4043
	S	85.885	61.079	66.627	72.318
10	T	44.9612	41.2428	26.3051	112.5091
	S	85.938	60.391	67.469	72.250
11	T	44.7273	40.7576	26.6115	112.0964
	S	86.387	61.110	66.692	72.516
12	T	49.7466	48.0643	33.9392	131.7501
	S	77.671	51.820	52.293	61.699
13	T	77.1850	59.0718	39.5997	175.8565
	S	50.060	42.164	44.818	46.224
14	T	44.5006	54.8035	45.2079	144.5120
	S	86.827	45.447	39.258	56.250
15	T	84.4479	63.3192	44.4812	192.2483
	S	45.754	39.335	39.899	42.283

**Event:** Cooper Tires USF2000 GP of Mid-Ohio  
**Track:** Mid-Ohio Sports Car Course  
**Report:** Section Data Report  
**Session:** Race 2

**Round 17/18**  
**2.258 mile(s)**



**USF2000 Championship**  
**October 3, 2021**

**Section Data for Car 11 - Campbell, Prescott**

Lap	T/SF to I4	I4 to I6	I6 to SF	Lap	
1	T	84.1221	56.2768	39.7866	180.1855
	S	45.932	44.258	44.607	45.114
2	T	48.6800	43.6039	31.9631	124.2470
	S	79.373	57.121	55.526	65.425
3	T	79.6161	61.3391	43.4188	184.3740
	S	48.531	40.605	40.876	44.089
4	T	85.9569	58.9934	42.1601	187.1104
	S	44.951	42.220	42.096	43.444
5	T	80.6474	60.1377	37.7813	178.5664
	S	47.911	41.416	46.975	45.523
6	T	46.9879	44.1405	30.5919	121.7203
	S	82.231	56.426	58.014	66.783
7	T	83.5980	62.7989	43.8918	190.2887
	S	46.220	39.661	40.435	42.718
8	T	81.3869	58.0119	36.9144	176.3132
	S	47.475	42.934	48.078	46.104
9	T	46.7931	43.4867	27.7993	118.0791
	S	82.573	57.275	63.842	68.842
10	T	45.2762	41.8070	27.5838	114.6670
	S	85.340	59.576	64.341	70.890
11	T	44.5542	41.5444	27.2039	113.3025
	S	86.723	59.952	65.240	71.744
12	T	49.2227	45.2091	29.9231	124.3549
	S	78.498	55.092	59.311	65.368
13	T	78.3635	57.7792	38.4597	174.6024
	S	49.307	43.107	46.146	46.556
14	T	45.9618	54.7288	45.0416	145.7322
	S	84.067	45.510	39.403	55.779
15	T	84.1428	63.5858	44.2576	191.9862
	S	45.920	39.170	40.101	42.341

**Event:** Cooper Tires USF2000 GP of Mid-Ohio  
**Track:** Mid-Ohio Sports Car Course  
**Report:** Section Data Report  
**Session:** Race 2

**Round 17/18**  
**2.258 mile(s)**



**USF2000 Championship**  
**October 3, 2021**

**Section Data for Car 12 - Porto, Kiko**

Lap	T/SF to I4	I4 to I6	I6 to SF	Lap	
1	T	82.4853	58.5505	41.8078	182.8436
	S	46.843	42.539	42.451	44.458
2	T	49.9469	44.5440	31.8080	126.2989
	S	77.359	55.915	55.796	64.362
3	T	79.5175	61.7122	43.1386	184.3683
	S	48.591	40.360	41.141	44.090
4	T	85.9478	59.0332	42.3469	187.3279
	S	44.956	42.191	41.910	43.393
5	T	80.5275	60.0816	37.1843	177.7934
	S	47.982	41.455	47.729	45.720
6	T	48.0005	44.6181	30.8490	123.4676
	S	80.496	55.822	57.531	65.838
7	T	82.8870	62.8285	43.7920	189.5075
	S	46.616	39.643	40.527	42.894
8	T	82.0991	57.9456	35.6648	175.7095
	S	47.063	42.983	49.763	46.263
9	T	47.1795	41.8526	27.2189	116.2510
	S	81.897	59.511	65.204	69.925
10	T	45.6652	40.8711	27.1212	113.6575
	S	84.613	60.940	65.439	71.520
11	T	43.9883	40.0273	26.1648	110.1804
	S	87.838	62.225	67.831	73.777
12	T	47.9768	47.8895	32.7466	128.6129
	S	80.536	52.009	54.197	63.204
13	T	77.1030	59.1249	39.1235	175.3514
	S	50.113	42.126	45.363	46.357
14	T	44.4954	54.6718	45.2685	144.4357
	S	86.837	45.557	39.205	56.280
15	T	84.1222	63.4865	44.6395	192.2482
	S	45.932	39.232	39.758	42.283

Event: Cooper Tires USF2000 GP of Mid-Ohio  
 Track: Mid-Ohio Sports Car Course  
 Report: Section Data Report  
 Session: Race 2

Round 17/18  
 2.258 mile(s)



USF2000 Championship  
 October 3, 2021

Section Data for Car 16 - Vaccaro, Kent (R)

Lap	T/SF to I4	I4 to I6	I6 to SF	Lap	
1	T	78.4709	58.5517	34.6587	171.6813
	S	49.239	42.538	51.207	47.348
2	T	54.7085	46.6222	32.0045	133.3352
	S	70.626	53.423	55.454	60.965
3	T	75.1471	62.3261	41.3723	178.8455
	S	51.417	39.962	42.898	45.452
4	T	88.2457	57.4473	41.0428	186.7358
	S	43.785	43.356	43.242	43.531
5	T	82.9159	58.2108	35.4253	176.5520
	S	46.600	42.787	50.099	46.042
6	T	258.6726	48.2914	31.3930	338.3570
	S	14.937	51.576	56.534	24.024
7	T	63.3973	54.7023	33.6970	151.7966
	S	60.947	45.532	52.669	53.551
8	T	49.6786	44.8020	34.3304	128.8110
	S	77.777	55.593	51.697	63.106
9	T	49.4140	45.4675	32.9574	127.8389
	S	78.194	54.779	53.851	63.586
10	T	57.6178	46.7635	31.1508	135.5321
	S	67.060	53.261	56.974	59.977
11	T	51.7638	45.3313	29.5268	126.6219
	S	74.644	54.944	60.107	64.197
12	T	47.6676	43.8192	33.7963	125.2831
	S	81.058	56.840	52.514	64.883
13	T	49.8656	50.7197	43.4788	144.0641
	S	77.486	49.107	40.819	56.425
14	T	84.9264	64.7707	43.5555	193.2526
	S	45.497	38.454	40.747	42.063

**Event:** Cooper Tires USF2000 GP of Mid-Ohio  
**Track:** Mid-Ohio Sports Car Course  
**Report:** Section Data Report  
**Session:** Race 2

**Round 17/18**  
**2.258 mile(s)**



**USF2000 Championship**  
**October 3, 2021**

**Section Data for Car 19 - Castro, Andre**

Lap	T/SF to I4	I4 to I6	I6 to SF	Lap	
1	T	78.4660	58.3794	34.2800	171.1254
	S	49.243	42.664	51.773	47.502
2	T	52.8154	46.8535	34.2636	133.9325
	S	73.158	53.159	51.798	60.693
3	T	75.3682	62.3431	41.2667	178.9780
	S	51.266	39.951	43.007	45.418
4	T	88.3080	57.7436	40.8761	186.9277
	S	43.754	43.133	43.418	43.486
5	T	83.0269	57.8699	34.7131	175.6099
	S	46.537	43.039	51.127	46.289
6	T	49.7569	48.3173	32.3171	130.3913
	S	77.655	51.548	54.917	62.342
7	T	78.6862	64.4313	40.9598	184.0773
	S	49.105	38.656	43.330	44.160
8	T	83.8963	55.7738	33.3468	173.0169
	S	46.055	44.657	53.222	46.983
9	T	50.1058	43.6473	28.1244	121.8775
	S	77.114	57.064	63.104	66.696
10	T	46.3461	42.5799	28.1497	117.0757
	S	83.370	58.494	63.048	69.432
11	T	55.2267	42.7973	30.3955	128.4195
	S	69.964	58.197	58.389	63.299
12	T	51.7389	45.0814	28.9979	125.8182
	S	74.680	55.249	61.203	64.608
13	T	59.2767	55.5509	37.7914	152.6190
	S	65.184	44.836	46.962	53.262
14	T	47.6764	52.6810	43.4631	143.8205
	S	81.044	47.279	40.834	56.520
15	T	85.1745	64.9334	42.4131	192.5210
	S	45.364	38.357	41.845	42.223

**Event:** Cooper Tires USF2000 GP of Mid-Ohio  
**Track:** Mid-Ohio Sports Car Course  
**Report:** Section Data Report  
**Session:** Race 2

**Round 17/18**  
**2.258 mile(s)**



**USF2000 Championship**  
**October 3, 2021**

**Section Data for Car 2 - Nepveu, Thomas (R)**

Lap	T/SF to I4	I4 to I6	I6 to SF	Lap	
1	T	83.5568	57.1990	37.6299	178.3857
	S	46.242	43.544	47.164	45.569
2	T	50.7911	46.1375	31.6599	128.5885
	S	76.074	53.984	56.057	63.216
3	T	78.5133	61.2214	42.3101	182.0448
	S	49.213	40.683	41.947	44.653
4	T	86.4757	59.5435	41.2246	187.2438
	S	44.681	41.830	43.051	43.413
5	T	81.5945	59.2039	36.8053	177.6037
	S	47.354	42.070	48.221	45.769
6	T	47.9317	44.7754	31.4515	124.1586
	S	80.612	55.626	56.429	65.471
7	T	82.0572	63.1173	43.4819	188.6564
	S	47.087	39.461	40.816	43.088
8	T	82.8102	56.9878	34.5874	174.3854
	S	46.659	43.706	51.313	46.614
9	T	48.0917	42.9445	27.2441	118.2803
	S	80.344	57.998	65.143	68.725
10	T	45.8096	43.1444	28.7070	117.6610
	S	84.346	57.729	61.824	69.087
11	T	51.9281	43.7415	28.3794	124.0490
	S	74.408	56.941	62.537	65.529
12	T	47.1171	45.3001	28.5650	120.9822
	S	82.006	54.982	62.131	67.190
13	T	71.3441	57.4293	37.3493	166.1227
	S	54.158	43.370	47.518	48.933
14	T	49.0578	51.6845	45.1826	145.9249
	S	78.761	48.190	39.280	55.705
15	T	83.9286	63.9387	43.8896	191.7569
	S	46.038	38.954	40.437	42.391

Event: Cooper Tires USF2000 GP of Mid-Ohio  
 Track: Mid-Ohio Sports Car Course  
 Report: Section Data Report  
 Session: Race 2

Round 17/18  
 2.258 mile(s)



USF2000 Championship  
 October 3, 2021

Section Data for Car 22 - Sundaramoorthy, Yuven

Lap	T/SF to I4	I4 to I6	I6 to SF	Lap	
1	T	81.3654	60.4507	43.0822	184.8983
	S	47.488	41.202	41.195	43.964
2	T	49.7790	44.0261	31.3969	125.2020
	S	77.620	56.573	56.527	64.925
3	T	79.7775	61.4323	43.5769	184.7867
	S	48.433	40.544	40.727	43.990
4	T	84.8671	59.3974	42.3358	186.6003
	S	45.528	41.933	41.921	43.563
5	T	80.9690	60.1095	38.7381	179.8166
	S	47.720	41.436	45.815	45.206
6	T	47.1458	45.0925	30.4908	122.7291
	S	81.956	55.235	58.207	66.234
7	T	83.0992	63.0034	43.7186	189.8212
	S	46.497	39.532	40.595	42.823
8	T	81.8870	57.8067	36.2627	175.9564
	S	47.185	43.086	48.942	46.198
9	T	46.8377	41.7365	27.4087	115.9829
	S	82.495	59.676	64.752	70.086
10	T	44.9109	41.8005	30.7573	117.4687
	S	86.034	59.585	57.702	69.200
11	T	44.5850	42.4044	27.4275	114.4169
	S	86.663	58.736	64.708	71.045
12	T	47.6210	45.5729	29.6516	122.8455
	S	81.138	54.653	59.854	66.171
13	T	78.3406	57.8673	38.1019	174.3098
	S	49.321	43.041	46.580	46.634
14	T	320.8947	43.2991	28.9517	393.1455
	S	12.041	57.523	61.301	20.676



Event: Cooper Tires USF2000 GP of Mid-Ohio  
 Track: Mid-Ohio Sports Car Course  
 Report: Section Data Report  
 Session: Race 2

Round 17/18  
 2.258 mile(s)  
 USF2000 Championship  
 October 3, 2021



Section Data for Car 23 - Denmark, Jace (R)

Lap	T/SF to I4	I4 to I6	I6 to SF	Lap
1	T 82.4723	58.9569	42.7424	184.1716
	S 46.850	42.246	41.523	44.137
2	T 229.8944	55.3768		329.2459
	S 16.807	44.977		24.689
3	T	47.0012	33.1991	182.2630
	S	52.992	53.458	44.599
4	T 81.6566	57.4496	33.7217	172.8279
	S 47.318	43.354	52.630	47.034
5	T 49.7961	48.5741	32.0009	130.3711
	S 77.594	51.276	55.460	62.351
6	T 77.8290	65.5704	40.5838	183.9832
	S 49.646	37.985	43.731	44.182
7	T 84.1811	55.3883	32.5950	172.1644
	S 45.899	44.968	54.449	47.215
8	T 48.1962	43.4649	27.9790	119.6401
	S 80.169	57.303	63.432	67.944
9	T 49.3677	42.9362	29.2128	121.5167
	S 78.267	58.009	60.753	66.895
10	T 46.1933	43.0366	28.2488	117.4787
	S 83.646	57.874	62.826	69.194
11	T 50.7779	46.6030	29.9497	127.3306
	S 76.093	53.445	59.258	63.840
12	T 63.7757	56.1429	37.4037	157.3223
	S 60.585	44.363	47.449	51.670
13	T 47.5615	52.8284	44.4495	144.8394
	S 81.239	47.147	39.928	56.123
14	T 84.5360	64.8092	42.1754	191.5206
	S 45.707	38.431	42.081	42.443

Event: Cooper Tires USF2000 GP of Mid-Ohio  
 Track: Mid-Ohio Sports Car Course  
 Report: Section Data Report  
 Session: Race 2

Round 17/18  
 2.258 mile(s)  
 USF2000 Championship  
 October 3, 2021



Section Data for Car 24 - Pierson, Josh

Lap	T/SF to I4	I4 to I6	I6 to SF	Lap	
1	T	83.2472	57.7935	40.8951	181.9358
	S	46.414	43.096	43.398	44.679
2	T	51.6471	69.7707	31.5979	153.0157
	S	74.813	35.698	56.167	53.124
3	T	64.7669	61.4410	42.3985	168.6064
	S	59.658	40.538	41.859	48.212
4	T	87.7376	56.8776	41.3472	185.9624
	S	44.039	43.790	42.924	43.712
5	T	83.0972	57.4108	34.9188	175.4268
	S	46.498	43.384	50.826	46.337
6	T	49.5879	47.1499	32.0695	128.8073
	S	77.919	52.825	55.341	63.108
7	T	78.8644	64.5086	40.8399	184.2129
	S	48.994	38.610	43.457	44.127
8	T	84.3614	55.5458	32.8837	172.7909
	S	45.801	44.840	53.971	47.044
9	T	48.3458	42.7457	27.8127	118.9042
	S	79.921	58.267	63.812	68.364
10	T	46.7607	41.5151	28.1313	116.4071
	S	82.631	59.995	63.089	69.831
11	T	45.8407	42.0097	27.3315	115.1819
	S	84.289	59.288	64.935	70.574
12	T	48.1532	43.7463	28.7443	120.6438
	S	80.241	56.935	61.743	67.379
13	T	75.2714	57.4185	37.4840	170.1739
	S	51.332	43.378	47.347	47.768
14	T	47.2359	52.1094	44.9798	144.3251
	S	81.799	47.797	39.457	56.323
15	T	84.3737	63.5061	44.2177	192.0975
	S	45.795	39.220	40.137	42.316

Event: Cooper Tires USF2000 GP of Mid-Ohio

Round 17/18

Track: Mid-Ohio Sports Car Course

2.258 mile(s)

Report: Section Data Report

USF2000 Championship

Session: Race 2

October 3, 2021



Section Data for Car 3 - Stamer, Evan (R)

Lap	T/SF to I4	I4 to I6	I6 to SF	Lap	
1	T	79.2387	58.1101	35.4663	172.8151
	S	48.762	42.861	50.041	47.038
2	T	53.1876	46.5410	33.3632	133.0918
	S	72.646	53.516	53.196	61.077
3	T	76.9095	61.4681	41.7674	180.1450
	S	50.239	40.520	42.492	45.124
4	T	88.3895	57.9176	40.6780	186.9851
	S	43.714	43.004	43.630	43.473
5	T	83.4245	58.0855	34.9450	176.4550
	S	46.316	42.880	50.788	46.067
6	T	50.5061	47.6267	32.2505	130.3833
	S	76.503	52.296	55.031	62.345
7	T	79.2387	63.5049	41.5974	184.3410
	S	48.762	39.220	42.665	44.097
8	T	84.0745	55.6669	33.9306	173.6720
	S	45.958	44.743	52.306	46.805
9	T	49.8276	46.0487	29.2657	125.1420
	S	77.545	54.088	60.643	64.957
10	T	58.0137	45.4468	29.7550	133.2155
	S	66.603	54.804	59.646	61.020
11	T	48.3522	44.5441	30.7362	123.6325
	S	79.911	55.915	57.742	65.750
12	T	51.9330	46.4484	29.8946	128.2760
	S	74.401	53.623	59.368	63.370
13	T	49.0271	51.5197	36.9499	137.4967
	S	78.811	48.344	48.032	59.120
14	T	49.1014	50.0972	43.9281	143.1267
	S	78.692	49.717	40.402	56.794
15	T	85.6603	64.4542	43.0466	193.1611
	S	45.107	38.643	41.229	42.083

**Event:** Cooper Tires USF2000 GP of Mid-Ohio  
**Track:** Mid-Ohio Sports Car Course  
**Report:** Section Data Report  
**Session:** Race 2

**Round 17/18**  
**2.258 mile(s)**



**USF2000 Championship**  
**October 3, 2021**

**Section Data for Car 32 - Weir, Christian (R)**

Lap	T/SF to I4	I4 to I6	I6 to SF	Lap	
1	T	82.7155	57.1335	36.3339	176.1829
	S	46.713	43.594	48.846	46.138
2	T	50.8791	46.0152	32.2954	129.1897
	S	75.942	54.127	54.954	62.921
3	T	78.7983	60.6844	42.5283	182.0110
	S	49.035	41.043	41.732	44.661
4	T	86.3158	59.5777	41.6493	187.5428
	S	44.764	41.806	42.612	43.344
5	T	81.1307	59.1131	36.3449	176.5887
	S	47.625	42.134	48.831	46.032
6	T	48.0869	46.5767	31.8967	126.5603
	S	80.352	53.475	55.641	64.229
7	T	81.0596	63.2312	42.9504	187.2412
	S	47.667	39.390	41.321	43.414
8	T	83.4845	56.5820	35.0841	175.1506
	S	46.282	44.019	50.586	46.410
9	T	46.9037	43.2172	27.3074	117.4283
	S	82.379	57.632	64.992	69.224
10	T	45.0482	42.8915	26.2973	114.2370
	S	85.772	58.069	67.489	71.157
11	T	44.5965	42.3633	27.3157	114.2755
	S	86.641	58.793	64.973	71.133
12	T	48.7986	45.2802	29.5249	123.6037
	S	79.180	55.006	60.111	65.765
13	T	77.8701	57.8482	37.8859	173.6042
	S	49.619	43.055	46.845	46.824

**Event:** Cooper Tires USF2000 GP of Mid-Ohio  
**Track:** Mid-Ohio Sports Car Course  
**Report:** Section Data Report  
**Session:** Race 2

**Round 17/18**  
**2.258 mile(s)**



**USF2000 Championship**  
**October 3, 2021**

**Section Data for Car 33 - Green, Josh**

Lap	T/SF to I4	I4 to I6	I6 to SF	Lap	
1	T	83.6977	57.5485	40.9722	182.2184
	S	46.165	43.280	43.317	44.610
2	T	46.4294	40.9690	30.6992	118.0976
	S	83.220	60.794	57.812	68.831
3	T	83.7801	61.0023	43.9411	188.7235
	S	46.119	40.829	40.390	43.073
4	T	84.6710	59.7833	42.0056	186.4599
	S	45.634	41.662	42.251	43.595
5	T	81.3168	60.0215	39.4186	180.7569
	S	47.516	41.496	45.024	44.971
6	T	45.2048	42.6490	32.3566	120.2104
	S	85.475	58.400	54.850	67.621
7	T	83.3948	64.0550	43.2164	190.6662
	S	46.332	38.883	41.067	42.634
8	T	80.7860	59.3807	37.4556	177.6223
	S	47.828	41.944	47.383	45.765
9	T	44.3741	40.0585	27.2779	111.7105
	S	87.075	62.176	65.063	72.767
10	T	44.8463	40.4218	26.7175	111.9856
	S	86.158	61.617	66.427	72.588
11	T	44.4512	40.6105	26.7092	111.7709
	S	86.924	61.331	66.448	72.727
12	T	50.9396	48.0070	34.1192	133.0658
	S	75.852	51.882	52.017	61.089
13	T	77.0335	59.0658	40.0348	176.1341
	S	50.158	42.168	44.331	46.151
14	T	44.0114	54.8439	45.1695	144.0248
	S	87.792	45.414	39.291	56.440
15	T	84.3635	63.3435	44.8806	192.5876
	S	45.800	39.320	39.544	42.208

Event: Cooper Tires USF2000 GP of Mid-Ohio

Round 17/18

Track: Mid-Ohio Sports Car Course

2.258 mile(s)

Report: Section Data Report

USF2000 Championship

Session: Race 2

October 3, 2021



Section Data for Car 34 - Christie, Dylan (R)

Lap	T/SF to I4	I4 to I6	I6 to SF	Lap	
1	T	82.5312	57.1791	37.4012	177.1115
	S	46.817	43.559	47.452	45.897
2	T	52.1213	45.5914	32.0784	129.7911
	S	74.132	54.631	55.326	62.630
3	T	78.6534	60.9928	42.1700	181.8162
	S	49.125	40.836	42.086	44.709
4	T	88.2511	58.5936	40.7114	187.5561
	S	43.783	42.508	43.594	43.341
5	T	82.6709	58.1949	35.8764	176.7422
	S	46.738	42.799	49.469	45.992
6	T	49.6455	45.6007	31.6083	126.8545
	S	77.829	54.619	56.149	64.080
7	T	81.2291	63.5412	42.3888	187.1591
	S	47.567	39.198	41.869	43.433
8	T	83.2520	56.6470	34.5407	174.4397
	S	46.412	43.968	51.382	46.599
9	T	47.4840	43.2414	27.5384	118.2638
	S	81.372	57.599	64.447	68.734
10	T	46.7485	42.0683	28.0793	116.8961
	S	82.652	59.206	63.206	69.539
11	T	46.0886	50.5950	26.4174	123.1010
	S	83.836	49.228	67.182	66.034
12	T	49.7999	43.2295	29.4693	122.4987
	S	77.588	57.615	60.224	66.358
13	T	70.4029	57.2693		170.4256
	S	54.882	43.491		47.697
14	T		42.2582	27.5203	173.4051
	S		58.940	64.490	46.878
15	T	57.6359	65.2639	43.1560	166.0558
	S	67.039	38.163	41.125	48.952

**Event:** Cooper Tires USF2000 GP of Mid-Ohio  
**Track:** Mid-Ohio Sports Car Course  
**Report:** Section Data Report  
**Session:** Race 2

**Round 17/18**  
**2.258 mile(s)**



**USF2000 Championship**  
**October 3, 2021**

**Section Data for Car 4 - d'Orlando, Michael**

Lap	T/SF to I4	I4 to I6	I6 to SF	Lap	
1	T	81.4880	60.4908	43.3872	185.3660
	S	47.416	41.175	40.905	43.853
2	T	48.6694	43.2699	30.8818	122.8211
	S	79.390	57.562	57.470	66.184
3	T	81.9648	61.2073	43.7023	186.8744
	S	47.141	40.693	40.611	43.499
4	T	84.8596	59.5333	42.0616	186.4545
	S	45.532	41.837	42.195	43.597
5	T	81.1990	59.7566	38.9597	179.9153
	S	47.585	41.680	45.554	45.181
6	T	46.2594	43.1573	31.8278	121.2445
	S	83.526	57.712	55.762	67.045
7	T	83.7035	63.3649	43.2295	190.2979
	S	46.161	39.307	41.055	42.716
8	T	81.5283	58.3332	37.2808	177.1423
	S	47.393	42.698	47.606	45.889
9	T	45.3280	41.0813	26.9493	113.3586
	S	85.242	60.628	65.856	71.709
10	T	44.5412	40.8695	29.1346	114.5453
	S	86.748	60.942	60.916	70.966
11	T	44.3443	41.1740	27.1371	112.6554
	S	87.133	60.492	65.400	72.156
12	T	47.7462	47.7899	32.6829	128.2190
	S	80.925	52.117	54.303	63.398
13	T	77.4068	59.0145	39.2505	175.6718
	S	49.916	42.205	45.217	46.273
14	T	45.9081	54.5263	45.0514	145.4858
	S	84.165	45.679	39.394	55.873
15	T	84.1569	63.7500	44.3758	192.2827
	S	45.913	39.070	39.994	42.275

**Event:** Cooper Tires USF2000 GP of Mid-Ohio

**Round 17/18**

**Track:** Mid-Ohio Sports Car Course

**2.258 mile(s)**

**Report:** Section Data Report

**USF2000 Championship**

**Session:** Race 2

**October 3, 2021**



**Section Data for Car 42 - Myers, Michael**

Lap	T/SF to I4	I4 to I6	I6 to SF	Lap	
1	T	77.2964	58.3659	33.0671	168.7294
	S	49.988	42.674	53.672	48.177



**Event:** Cooper Tires USF2000 GP of Mid-Ohio  
**Track:** Mid-Ohio Sports Car Course  
**Report:** Section Data Report  
**Session:** Race 2

**Round 17/18**  
**2.258 mile(s)**



**USF2000 Championship**  
**October 3, 2021**

**Section Data for Car 5 - Kohlbecker, Spike (R)**

Lap	T/SF to I4	I4 to I6	I6 to SF	Lap	
1	T	83.6088	57.1227	40.5310	181.2625
	S	46.214	43.602	43.788	44.845
2	T	49.5774	44.2344	32.8576	126.6694
	S	77.936	56.306	54.014	64.173
3	T	79.1263	61.8303	42.6857	183.6423
	S	48.832	40.283	41.578	44.264
4	T	85.7925	59.5381	42.0180	187.3486
	S	45.037	41.833	42.238	43.389
5	T	81.1341	59.4756	36.6999	177.3096
	S	47.623	41.877	48.359	45.845
6	T	48.9592	45.7306	31.6135	126.3033
	S	78.920	54.464	56.140	64.359
7	T	82.0055	62.9739	43.2018	188.1812
	S	47.117	39.551	41.081	43.197
8	T	83.1915	56.9223	34.4126	174.5264
	S	46.445	43.756	51.573	46.576
9	T	47.9181	42.8740	27.3822	118.1743
	S	80.635	58.093	64.815	68.787
10	T	47.7050	42.3725	27.5605	117.6380
	S	80.995	58.781	64.396	69.100
11	T	45.9114	41.7770	27.1314	114.8198
	S	84.159	59.618	65.414	70.796
12	T	49.9923	44.8255	28.7643	123.5821
	S	77.289	55.564	61.701	65.777
13	T	75.7516	57.7470	37.7997	171.2983
	S	51.007	43.131	46.952	47.454
14	T	48.7913	51.6924	44.8995	145.3832
	S	79.192	48.183	39.528	55.913
15	T	84.3770	63.8342	43.9778	192.1890
	S	45.793	39.018	40.356	42.296

**Event:** Cooper Tires USF2000 GP of Mid-Ohio  
**Track:** Mid-Ohio Sports Car Course  
**Report:** Section Data Report  
**Session:** Race 2

**Round 17/18**  
**2.258 mile(s)**



**USF2000 Championship**  
**October 3, 2021**

**Section Data for Car 6 - Garg, Bijoy**

Lap	T/SF to I4	I4 to I6	I6 to SF	Lap	
1	T	79.2787	58.5090	35.1515	172.9392
	S	48.738	42.569	50.489	47.004
2	T	51.4517	45.7720	33.1849	130.4086
	S	75.097	54.415	53.481	62.333
3	T	77.8516	61.7788	41.6761	181.3065
	S	49.631	40.316	42.585	44.835
4	T	88.0497	58.3020	40.7182	187.0699
	S	43.883	42.720	43.587	43.453
5	T	83.2246	58.1485	35.0594	176.4325
	S	46.427	42.833	50.622	46.073
6	T	49.2023	48.0071	31.0236	128.2330
	S	78.530	51.882	57.207	63.391
7	T	81.1195	63.5449	41.7337	186.3981
	S	47.632	39.196	42.526	43.610
8	T	83.8510	56.0151	33.7837	173.6498
	S	46.080	44.464	52.533	46.811
9	T	48.3843	42.0725	27.2838	117.7406
	S	79.858	59.200	65.049	69.040
10	T	45.6213	43.0978	27.4545	116.1736
	S	84.694	57.791	64.644	69.971
11	T	45.4567	250.0663	28.2977	323.8207
	S	85.001	9.960	62.718	25.103
12	T	44.5588	41.8359	27.2937	113.6884
	S	86.714	59.535	65.025	71.501
13	T	47.1500	43.6811	32.8027	123.6338
	S	81.948	57.020	54.104	65.749
14	T	84.9449	65.4482	42.8338	193.2269
	S	45.487	38.056	41.434	42.069

**Event:** Cooper Tires USF2000 GP of Mid-Ohio  
**Track:** Mid-Ohio Sports Car Course  
**Report:** Section Data Report  
**Session:** Race 2

**Round 17/18**  
**2.258 mile(s)**



**USF2000 Championship**  
**October 3, 2021**

**Section Data for Car 63 - Burke, Trey (R)**

Lap	T/SF to I4	I4 to I6	I6 to SF	Lap	
1	T	77.6153	58.9042	34.2925	170.8120
	S	49.782	42.284	51.754	47.589
2	T	54.1425	47.6489	32.0673	133.8587
	S	71.365	52.272	55.345	60.727
3	T	75.3962	61.5418	42.2891	179.2271
	S	51.247	40.471	41.968	45.355
4	T	87.8103	57.2183	41.2647	186.2933
	S	44.002	43.529	43.009	43.634
5	T	82.8094	57.6018	35.6390	176.0502
	S	46.660	43.240	49.799	46.173
6	T	52.0570	48.4540	30.9578	131.4688
	S	74.224	51.403	57.329	61.831
7	T	78.1077	64.9371	41.1131	184.1579
	S	49.468	38.355	43.168	44.140
8	T	83.9530	54.9755	33.2195	172.1480
	S	46.024	45.305	53.426	47.220
9	T	49.2539	43.5292	29.6562	122.4393
	S	78.448	57.219	59.845	66.390
10	T	55.7323	44.9282	29.2179	129.8784
	S	69.329	55.437	60.743	62.588
11	T	48.8353	43.9027	32.5796	125.3176
	S	79.120	56.732	54.475	64.866
12	T	50.0708	46.2974	30.4147	126.7829
	S	77.168	53.797	58.352	64.116
13	T	50.1596	52.8545	37.4465	140.4606
	S	77.031	47.123	47.395	57.872
14	T	51.9118	57.2715	36.0833	145.2666
	S	74.431	43.489	49.185	55.958
15	T	85.1469	65.1538	43.5234	193.8241
	S	45.379	38.228	40.777	41.939

Event: Cooper Tires USF2000 GP of Mid-Ohio  
 Track: Mid-Ohio Sports Car Course  
 Report: Section Data Report  
 Session: Race 2

Round 17/18  
 2.258 mile(s)



USF2000 Championship  
 October 3, 2021

Section Data for Car 8 - Lee, Jackson (R)

Lap	T/SF to I4	I4 to I6	I6 to SF	Lap	
1	T	78.8748	58.4567	35.0251	172.3566
	S	48.987	42.607	50.671	47.163
2	T	52.5583	47.1454	34.2525	133.9562
	S	73.516	52.830	51.814	60.683
3	T	75.4481	61.8079	41.8584	179.1144
	S	51.212	40.297	42.399	45.383
4	T	87.7757	57.9872	41.0366	186.7995
	S	44.020	42.952	43.249	43.516
5	T	83.0749	58.0117	35.5017	176.5883
	S	46.511	42.934	49.991	46.032
6	T	60.6827	49.5552	34.7796	145.0175
	S	63.673	50.261	51.029	56.054
7	T	67.7514	64.5981	41.6382	173.9877
	S	57.030	38.557	42.624	46.721
8	T	83.2651	54.9209	32.9300	171.1160
	S	46.404	45.350	53.895	47.505
9	T	49.4351	44.6508	29.6437	123.7296
	S	78.160	55.781	59.870	65.698
10	T	48.4952	45.7760	29.7565	124.0277
	S	79.675	54.410	59.643	65.540
11	T	47.5857	43.7789	30.6686	122.0332
	S	81.198	56.892	57.869	66.611
12	T	56.3409	46.5550	30.2815	133.1774
	S	68.580	53.500	58.609	61.037
13	T	50.8007	52.4629	37.7446	141.0082
	S	76.059	47.475	47.021	57.648
14	T	50.8399	50.4335	43.5111	144.7845
	S	76.001	49.385	40.789	56.144
15	T	85.2490	64.7306	43.4465	193.4261
	S	45.324	38.478	40.850	42.025

**Event:** Cooper Tires USF2000 GP of Mid-Ohio  
**Track:** Mid-Ohio Sports Car Course  
**Report:** Section Data Report  
**Session:** Race 2

**Round 17/18**  
**2.258 mile(s)**



**USF2000 Championship**  
**October 3, 2021**

**Section Data for Car 91 - Frazer, Billy (R)**

Lap	T/SF to I4	I4 to I6	I6 to SF	Lap	
1	T	78.4904	57.9775	34.9421	171.4100
	S	49.227	42.959	50.792	47.423
2	T	50.0480	45.4393	32.1815	127.6688
	S	77.203	54.813	55.149	63.671
3	T	78.1985	60.8161	42.7029	181.7175
	S	49.411	40.954	41.561	44.733
4	T	88.1258	57.9085	41.1582	187.1925
	S	43.845	43.011	43.121	43.425
5	T	82.8655	57.8228	35.6532	176.3415
	S	46.628	43.074	49.779	46.097
6	T	49.2720	48.2935	30.9247	128.4902
	S	78.419	51.574	57.390	63.264
7	T	80.8692	63.2969	42.2361	186.4022
	S	47.779	39.349	42.020	43.609
8	T	83.8567	55.7503	34.5661	174.1731
	S	46.077	44.676	51.344	46.671
9	T	48.7144	42.6846	28.5830	119.9820
	S	79.317	58.351	62.092	67.750
10	T	48.1057	42.6433	28.1548	118.9038
	S	80.320	58.407	63.036	68.365
11	T	50.9992	42.6928	28.3071	121.9991
	S	75.763	58.340	62.697	66.630
12	T	50.2045	45.9016	29.0394	125.1455
	S	76.962	54.261	61.116	64.955
13	T	64.8742	57.0461	37.5403	159.4606
	S	59.559	43.661	47.276	50.977
14	T	47.7353	51.9707	44.9640	144.6700
	S	80.944	47.925	39.471	56.189
15	T	84.0272	64.2686	43.5841	191.8799
	S	45.983	38.754	40.721	42.364

**Event:** Cooper Tires USF2000 GP of Mid-Ohio

**Round 17/18**

**Track:** Mid-Ohio Sports Car Course

**2.258 mile(s)**

**Report:** Section Data Report

**USF2000 Championship**

**Session:** Race 2

**October 3, 2021**



**Section Data for Car 99 - Rowe, Myles (R)**

Lap	T/SF to I4	I4 to I6	I6 to SF	Lap	
1	T	83.4107	56.5498	39.2524	179.2129
	S	46.323	44.044	45.214	45.358
2	T	51.1394	82.8212		204.1454
	S	75.556	30.073		39.819

**Event:** Cooper Tires USF2000 GP of Mid-Ohio  
**Track:** Mid-Ohio Sports Car Course  
**Report:** Section Data Report  
**Session:** Race 2

**Round 17/18**  
**2.258 mile(s)**








**USF2000 Championship**  
**October 3, 2021**

**Section Data for Car**

**Report Support Information**

Section Legend	
Name	Length
SF to I4	1.073295 miles
I4 to I6	0.691856 miles
I6 to SF	0.492992 miles
Lap	2.258000 miles
SFP to SFP	2.258002 miles
SFP to I4	1.073295 miles
I6 to SFP	0.492992 miles

Color Legend	
	Fastest Lap
	Section Under Caution
	Section Under Green
	Section Time Data
	Section Speed Data

