

**Event:** Cooper Tires USF2000 Indy GP  
**Track:** Indianapolis Motor Speedway RC  
**Report:** Section Data Report  
**Session:** Race 2

**Rounds 7/8/9**  
**2.439 mile(s)**



**USF2000 Championship**  
**September 4, 2020**

**Section Data for Car 1 - Campbell, Prescott (R)**

Lap	T/SF to I2	I2 to I4	I4 to I6	I6 to I8	I8 to SF	Lap	
1	T	19.9953	23.4806	20.8010	13.8982	13.5918	91.7669
	S	91.283	104.564	86.534	90.071	106.548	95.682
2	T	17.2771	23.1437	21.1328	13.6055	13.7926	88.9517
	S	105.644	106.086	85.176	92.008	104.997	98.710
3	T	17.0363	22.5730	20.1147	13.5691	13.7477	87.0408
	S	107.138	108.768	89.487	92.255	105.340	100.877
4	T	16.6906	22.3315	20.5729	13.5025	13.6280	86.7255
	S	109.357	109.945	87.494	92.710	106.265	101.244
5	T	16.6076	22.5220	19.9409	13.3563	13.6661	86.0929
	S	109.903	109.015	90.267	93.725	105.969	101.988
6	T	16.6765	22.5175	19.9312	13.5425	13.7513	86.4190
	S	109.449	109.036	90.311	92.436	105.312	101.603
7	T	16.7876	22.6483	20.6821	13.7650	13.8144	87.6974
	S	108.725	108.407	87.032	90.942	104.831	100.122
8	T	17.3044	23.1750	20.4782	13.5197	13.7144	88.1917
	S	105.478	105.943	87.898	92.592	105.596	99.560
9	T	16.6644	22.3657	20.2475	13.5802	13.6899	86.5477
	S	109.529	109.776	88.900	92.180	105.785	101.452
10	T	17.1160	23.0094	20.0487	13.3181	13.6760	87.1682
	S	106.639	106.705	89.781	93.994	105.892	100.729
11	T	17.0579	22.6766	20.5545	13.5215	13.6507	87.4612
	S	107.002	108.271	87.572	92.580	106.088	100.392
12	T	17.0562	22.5703	20.1286	13.4970	13.6910	86.9431
	S	107.013	108.781	89.425	92.748	105.776	100.990
13	T	16.8289	22.4165	21.3971	13.3659	13.7356	87.7440
	S	108.458	109.528	84.124	93.658	105.433	100.068
14	T	16.8771	22.4073	20.0222	13.4596	13.6119	86.3781
	S	108.148	109.573	89.900	93.006	106.391	101.651
15	T	17.1531	22.6347	20.3737	13.5944	13.7498	87.5057
	S	106.408	108.472	88.349	92.083	105.324	100.341
16	T	19.9801					
	S	91.352					

**Event:** Cooper Tires USF2000 Indy GP  
**Track:** Indianapolis Motor Speedway RC  
**Report:** Section Data Report  
**Session:** Race 2

**Rounds 7/8/9**  
**2.439 mile(s)**



**USF2000 Championship**  
**September 4, 2020**

**Section Data for Car 10 - Shields, Cameron**

Lap	T/SF to I2	I2 to I4	I4 to I6	I6 to I8	I8 to SF	Lap	
1	T	19.1518	23.0257	21.5660	14.0595	13.8336	91.6366
	S	95.303	106.630	83.465	89.037	104.686	95.818
2	T	17.0659	22.5137	20.5301	13.5749	13.9588	87.6434
	S	106.952	109.055	87.676	92.216	103.747	100.183
3	T	16.6878	22.4086	20.0999	13.4881	13.6749	86.3593
	S	109.375	109.566	89.553	92.809	105.901	101.673
4	T	16.5375	22.3556	20.0987	13.4861	13.6556	86.1335
	S	110.369	109.826	89.558	92.823	106.050	101.939
5	T	16.9374	22.6672	19.8219	13.5139	13.7076	86.6480
	S	107.763	108.316	90.809	92.632	105.648	101.334
6	T	16.7609	22.3603	19.8766	13.4084	13.7635	86.1697
	S	108.898	109.803	90.559	93.361	105.219	101.897
7	T	16.7237	22.4450	19.9055	13.4039	13.8461	86.3242
	S	109.140	109.389	90.427	93.392	104.591	101.714
8	T	16.7831	22.5199	19.9785	13.4894	13.7054	86.4763
	S	108.754	109.025	90.097	92.800	105.665	101.535
9	T	16.6706	22.6206	20.0513	13.4608	13.7371	86.5404
	S	109.488	108.539	89.770	92.997	105.421	101.460
10	T	16.7332	22.4808	20.0665	13.4795	13.6750	86.4350
	S	109.078	109.214	89.702	92.868	105.900	101.584
11	T	16.7751	22.4327	20.0039	13.5062	13.7294	86.4473
	S	108.806	109.449	89.982	92.685	105.480	101.569
12	T	16.8695	22.5074	20.0296	13.5573	13.7067	86.6705
	S	108.197	109.085	89.867	92.335	105.655	101.308
13	T	16.8000	22.4783	20.0064	13.4700	13.8210	86.5757
	S	108.644	109.227	89.971	92.934	104.781	101.419
14	T	16.8150	22.4751	20.0709	13.5772	13.7978	86.7360
	S	108.548	109.242	89.682	92.200	104.957	101.231
15	T	17.4645	22.6050	24.6163	13.5724	13.8028	92.0610
	S	104.511	108.614	73.122	92.233	104.919	95.376
16	T	17.7220					
	S	102.992					

**Event:** Cooper Tires USF2000 Indy GP  
**Track:** Indianapolis Motor Speedway RC  
**Report:** Section Data Report  
**Session:** Race 2

**Rounds 7/8/9**  
**2.439 mile(s)**



**USF2000 Championship**  
**September 4, 2020**

**Section Data for Car 12 - Porto, Kiko (R)**

Lap	T/SF to I2	I2 to I4	I4 to I6	I6 to I8	I8 to SF	Lap	
1	T	19.4840	23.3735	20.8246	13.5371	13.5541	90.7733
	S	93.678	105.043	86.436	92.473	106.845	96.729
2	T	16.8157	22.4292	20.0691	13.4837	13.5562	86.3539
	S	108.543	109.466	89.690	92.839	106.828	101.679
3	T	16.6755	22.3321	20.0127	13.3014	13.6142	85.9359
	S	109.456	109.942	89.943	94.112	106.373	102.174
4	T	16.5163	22.4961	20.2518	13.4441	13.6646	86.3729
	S	110.511	109.140	88.881	93.113	105.981	101.657
5	T	16.5804	22.2682	19.8872	13.3666	13.5929	85.6953
	S	110.083	110.257	90.510	93.653	106.540	102.461
6	T	16.5858	22.3843	19.8139	13.3779	13.5643	85.7262
	S	110.048	109.685	90.845	93.574	106.764	102.424
7	T	16.5764	22.3224	19.8459	13.3200	13.6446	85.7093
	S	110.110	109.989	90.699	93.980	106.136	102.444
8	T	16.5910	22.4786	19.8772	13.3424	13.5947	85.8839
	S	110.013	109.225	90.556	93.823	106.525	102.236
9	T	16.6732	22.3892	19.9274	13.3852	13.6177	85.9927
	S	109.471	109.661	90.328	93.523	106.346	102.106
10	T	16.6679	22.3171	20.0383	13.3865	13.6118	86.0216
	S	109.506	110.016	89.828	93.513	106.392	102.072
11	T	16.6276	22.3641	20.1988	13.3640	13.6275	86.1820
	S	109.771	109.784	89.114	93.671	106.269	101.882
12	T	16.6477	22.3831	20.0186	13.8522	13.5353	86.4369
	S	109.638	109.691	89.916	90.370	106.993	101.582
13	T	16.8481	22.4058	20.0186	13.3900	13.6185	86.2810
	S	108.334	109.580	89.916	93.489	106.339	101.765
14	T	16.6536	22.3049	20.0414	13.4433	13.6307	86.0739
	S	109.600	110.076	89.814	93.118	106.244	102.010
15	T	16.7797	22.3855	20.0037	13.4137	13.7279	86.3105
	S	108.776	109.679	89.983	93.324	105.492	101.730
16	T	20.0760					
	S	90.916					

Event: Cooper Tires USF2000 Indy GP  
 Track: Indianapolis Motor Speedway RC  
 Report: Section Data Report  
 Session: Race 2

Rounds 7/8/9  
 2.439 mile(s)



USF2000 Championship  
 September 4, 2020

Section Data for Car 16 - Pierson, Josh (R)

Lap	T/SF to I2	I2 to I4	I4 to I6	I6 to I8	I8 to SF	Lap	
1	T	19.1714	23.6411	21.4441	13.7684	13.6238	91.6488
	S	95.206	103.854	83.939	90.920	106.298	95.805
2	T	16.9751	23.0539	21.5097	14.7508	14.0508	90.3403
	S	107.524	106.499	83.683	84.864	103.068	97.193
3	T	16.8517	22.5311	19.9521	13.5154	13.6805	86.5308
	S	108.311	108.971	90.216	92.622	105.857	101.471
4	T	16.9205	22.5157	19.9620	13.4865	13.6601	86.5448
	S	107.871	109.045	90.171	92.820	106.015	101.455
5	T	16.7421	22.5188	19.9667	13.5753	13.6623	86.4652
	S	109.020	109.030	90.150	92.213	105.998	101.548
6	T	16.8168	22.5744	19.9036	13.5159	13.6528	86.4635
	S	108.536	108.762	90.436	92.618	106.072	101.550
7	T	16.8163	22.6369	20.0223	13.7053	13.6588	86.8396
	S	108.539	108.461	89.900	91.338	106.026	101.111
8	T	16.8242	23.0771	20.5325	13.6630	13.7496	87.8464
	S	108.488	106.392	87.666	91.621	105.325	99.952
9	T	16.8227	22.3776	20.1342	13.5559	13.7010	86.5914
	S	108.498	109.718	89.400	92.345	105.699	101.400
10	T	16.9513	23.0270	20.4888	13.5268	13.6639	87.6578
	S	107.675	106.624	87.853	92.544	105.986	100.167
11	T	16.7412	22.6146	20.4858	13.6087	13.5908	87.0411
	S	109.026	108.568	87.866	91.987	106.556	100.876
12	T	16.9037	22.6179	20.2990	13.5784	13.6907	87.0897
	S	107.978	108.552	88.674	92.192	105.779	100.820
13	T	17.1269	22.8727	20.6000	13.5760	13.6523	87.8279
	S	106.571	107.343	87.379	92.208	106.076	99.973
14	T	17.0117	22.4894	19.8417	13.4675	13.6763	86.4866
	S	107.292	109.173	90.718	92.951	105.890	101.523
15	T	16.9190	22.5318	20.3866	13.5455	13.6168	86.9997
	S	107.880	108.967	88.293	92.416	106.353	100.924
16	T	20.3440					
	S	89.718					

Event: Cooper Tires USF2000 Indy GP  
 Track: Indianapolis Motor Speedway RC  
 Report: Section Data Report  
 Session: Race 2

Rounds 7/8/9  
 2.439 mile(s)



USF2000 Championship  
 September 4, 2020

Section Data for Car 18 - Garg, Bijoy (R)

Lap	T/SF to I2	I2 to I4	I4 to I6	I6 to I8	I8 to SF	Lap	
1	T	19.8603	23.4249	21.7942	13.6530	13.5777	92.3101
	S	91.903	104.813	82.591	91.688	106.659	95.119
2	T	17.0900	22.4649	21.2505	27.7846	14.3749	102.9649
	S	106.801	109.292	84.704	45.054	100.744	85.276
3	T	17.1607	22.5631	20.3937	14.0919	13.7063	87.9157
	S	106.361	108.816	88.263	88.832	105.658	99.873
4	T	16.7886	22.3013	19.9333	13.3711	13.8185	86.2128
	S	108.718	110.093	90.301	93.621	104.800	101.846
5	T	16.7863	22.3080	19.8788	13.3138	13.7795	86.0664
	S	108.733	110.060	90.549	94.024	105.097	102.019
6	T	16.7438	22.4736	19.9558	13.2904	13.8016	86.2652
	S	109.009	109.249	90.199	94.190	104.929	101.784
7	T	16.7740	22.4865	19.8626	13.4114	13.8030	86.3375
	S	108.813	109.187	90.623	93.340	104.918	101.699
8	T	16.8398	22.4403	20.0018	13.4653	13.7480	86.4952
	S	108.388	109.412	89.992	92.966	105.338	101.513
9	T	16.7840	22.3668	20.1320	13.6395	13.6374	86.5597
	S	108.748	109.771	89.410	91.779	106.192	101.438
10	T	17.0143	22.4512	19.9425	13.3773	13.7941	86.5794
	S	107.276	109.358	90.259	93.578	104.986	101.414
11	T	16.8145	22.3509	20.0985	13.3089	13.7771	86.3499
	S	108.551	109.849	89.559	94.059	105.115	101.684
12	T	16.8040	22.3241	19.9535	13.3670	13.7560	86.2046
	S	108.619	109.981	90.210	93.650	105.276	101.855
13	T	16.8227	22.3819	20.0232	13.2884	13.7869	86.3031
	S	108.498	109.697	89.896	94.204	105.040	101.739
14	T	16.8891	22.3940	19.9693	13.4890	13.7325	86.4739
	S	108.071	109.638	90.138	92.803	105.457	101.538
15	T	16.7414	22.4485	19.9153	13.2925	13.7726	86.1703
	S	109.025	109.372	90.383	94.175	105.149	101.896

Event: Cooper Tires USF2000 Indy GP  
 Track: Indianapolis Motor Speedway RC  
 Report: Section Data Report  
 Session: Race 2

Rounds 7/8/9  
 2.439 mile(s)



USF2000 Championship  
 September 4, 2020

Section Data for Car 2 - Green, Josh (R)

Lap	T/SF to I2	I2 to I4	I4 to I6	I6 to I8	I8 to SF	Lap	
1	T	19.2758	22.9573	21.7778	14.2026	13.5299	91.7434
	S	94.690	106.948	82.653	88.140	107.036	95.706
2	T	17.4484	23.3586	20.3818	13.5796	13.6042	88.3726
	S	104.607	105.110	88.314	92.184	106.451	99.357
3	T	17.0671	22.4831	20.0397	13.4313	13.6372	86.6584
	S	106.944	109.203	89.822	93.202	106.193	101.322
4	T	16.9594	22.4128	19.8034	13.2510	13.7432	86.1698
	S	107.623	109.546	90.893	94.470	105.374	101.896
5	T	16.5328	22.4262	20.1686	13.4637	13.7053	86.2966
	S	110.400	109.480	89.248	92.977	105.666	101.747
6	T	16.4336	22.3656	20.4402	13.6440	13.6270	86.5104
	S	111.067	109.777	88.062	91.749	106.273	101.495
7	T	16.8225	22.7823	20.3282	13.4213	13.7642	87.1185
	S	108.499	107.769	88.547	93.271	105.214	100.787
8	T	16.5690	22.4769	19.9861	13.3516	13.7521	86.1357
	S	110.159	109.233	90.063	93.758	105.306	101.937
9	T	16.6275	22.6121	19.8896	13.4562	13.7368	86.3222
	S	109.772	108.580	90.500	93.029	105.424	101.717
10	T	16.5978	22.4842	19.9868	13.4016	13.7419	86.2123
	S	109.968	109.198	90.059	93.408	105.384	101.846
11	T	16.5995	22.5400	20.0386	13.5676	13.7354	86.4811
	S	109.957	108.928	89.827	92.265	105.434	101.530
12	T	16.7257	22.5466	20.0891	13.4829	13.6926	86.5369
	S	109.127	108.896	89.601	92.845	105.764	101.464
13	T	16.6811	22.5054	19.9625	13.4176	13.7237	86.2903
	S	109.419	109.095	90.169	93.297	105.524	101.754
14	T	16.8222	22.5980	20.0565	13.4653	13.7292	86.6712
	S	108.501	108.648	89.746	92.966	105.482	101.307
15	T	16.8210	22.6055	20.1956	13.4157	13.6591	86.6969
	S	108.509	108.612	89.128	93.310	106.023	101.277
16	T	18.1559					
	S	100.531					

**Event:** Cooper Tires USF2000 Indy GP  
**Track:** Indianapolis Motor Speedway RC  
**Report:** Section Data Report  
**Session:** Race 2

**Rounds 7/8/9**  
**2.439 mile(s)**



**USF2000 Championship**  
**September 4, 2020**

**Section Data for Car 20 - Sikes, Simon (R)**

Lap	T/SF to I2	I2 to I4	I4 to I6	I6 to I8	I8 to SF	Lap	
1	T	19.0698	23.2035	21.0869	14.0881	14.0079	91.4562
	S	95.713	105.813	85.361	88.856	103.383	96.007
2	T	17.0447	22.7244	20.6196	13.6376	13.6604	87.6867
	S	107.085	108.044	87.296	91.792	106.013	100.134
3	T	16.5629	22.4505	19.9801	13.5020	13.6554	86.1509
	S	110.200	109.362	90.090	92.714	106.052	101.919
4	T	16.6509	22.4849	19.9191	13.4970	13.4872	86.0391
	S	109.617	109.194	90.366	92.748	107.375	102.051
5	T	17.1209	23.3906	20.0582	13.4111	13.5796	87.5604
	S	106.608	104.966	89.739	93.342	106.644	100.278
6	T	16.6809	22.5634	20.4919	13.5131	13.7262	86.9755
	S	109.420	108.815	87.840	92.637	105.505	100.953
7	T	16.9703	22.8934	20.6976	13.5263	13.5391	87.6267
	S	107.554	107.246	86.967	92.547	106.963	100.202
8	T	16.6831	22.6163	19.9919	13.5345	13.5905	86.4163
	S	109.406	108.560	90.036	92.491	106.558	101.606
9	T	16.6035	22.5531	20.2003	13.4991	13.6824	86.5384
	S	109.930	108.864	89.108	92.733	105.843	101.462
10	T	16.6873	22.4516	20.0297	13.4793	13.6528	86.3007
	S	109.378	109.356	89.867	92.870	106.072	101.742
11	T	16.6908	22.4368	19.9495	13.5487	13.5956	86.2214
	S	109.355	109.429	90.228	92.394	106.518	101.836
12	T	18.0113	22.6496	20.0581	13.3906	13.6654	87.7750
	S	101.338	108.400	89.739	93.485	105.974	100.033
13	T	16.7455	22.4058	19.9765	13.4745	13.6849	86.2872
	S	108.998	109.580	90.106	92.903	105.823	101.758
14	T	16.9078	22.4025	19.8342	13.4455	13.6570	86.2470
	S	107.952	109.596	90.752	93.103	106.040	101.805
15	T	16.6817	22.5590	19.9790	13.4781	13.6166	86.3144
	S	109.415	108.836	90.095	92.878	106.354	101.726
16	T	17.9789					
	S	101.521					

Event: Cooper Tires USF2000 Indy GP  
Track: Indianapolis Motor Speedway RC  
Report: Section Data Report  
Session: Race 2

Rounds 7/8/9  
2.439 mile(s)



USF2000 Championship  
September 4, 2020

Section Data for Car 21 - Sundaramoorthy, Yuven

Lap	T/SF to I2	I2 to I4	I4 to I6	I6 to I8	I8 to SF	Lap	
1	T	19.2800	23.0478	21.3373	13.7061	13.8920	91.2632
	S	94.669	106.528	84.359	91.333	104.246	96.210
2	T	16.6045	22.3400	20.0043	13.5339	13.6581	86.1408
	S	109.924	109.903	89.981	92.495	106.031	101.931
3	T	16.7781	22.4811	19.9607	13.4728	13.6690	86.3617
	S	108.786	109.213	90.177	92.914	105.946	101.670
4	T	16.7765	22.4418	19.8795	13.3831	13.6606	86.1415
	S	108.797	109.404	90.546	93.537	106.012	101.930
5	T	16.6673	22.5896	19.8918	13.4972	13.5718	86.2177
	S	109.509	108.688	90.490	92.747	106.705	101.840
6	T	16.8736	22.5589	19.9885	13.4925	13.6604	86.5739
	S	108.171	108.836	90.052	92.779	106.013	101.421
7	T	16.8104	22.4195	20.0031	13.4449	13.7646	86.4425
	S	108.577	109.513	89.986	93.107	105.211	101.575
8	T	16.8385	22.5357	20.1005	13.4340	13.7225	86.6312
	S	108.396	108.948	89.550	93.183	105.533	101.354
9	T	16.8444	22.5165	20.0097	13.5607	13.7552	86.6865
	S	108.358	109.041	89.956	92.312	105.282	101.289
10	T	16.7715	22.4319	20.0426	13.4427	13.7255	86.4142
	S	108.829	109.452	89.809	93.123	105.510	101.608
11	T	16.7456	22.3768	19.8702	13.4551	13.7585	86.2062
	S	108.997	109.722	90.588	93.037	105.257	101.853
12	T	16.8262	22.4370	20.0344	13.4170	13.7051	86.4197
	S	108.475	109.428	89.845	93.301	105.667	101.602
13	T	16.9316	22.5697	20.0323	13.4148	13.7904	86.7388
	S	107.800	108.784	89.855	93.316	105.014	101.228
14	T	16.9400	22.4967	20.1182	13.3668	13.7732	86.6949
	S	107.747	109.137	89.471	93.651	105.145	101.279
15	T	16.8023	22.4008	20.0020	13.3670	13.7032	86.2753
	S	108.630	109.604	89.991	93.650	105.682	101.772
16	T	17.3071					
	S	105.461					



**Event:** Cooper Tires USF2000 Indy GP  
**Track:** Indianapolis Motor Speedway RC  
**Report:** Section Data Report  
**Session:** Race 2

**Rounds 7/8/9**  
**2.439 mile(s)**



**USF2000 Championship**  
**September 4, 2020**

**Section Data for Car 22 - Barrichello, Eduardo**

Lap	T/SF to I2	I2 to I4	I4 to I6	I6 to I8	I8 to SF	Lap	
1	T	18.5919	22.5869	19.9373	13.1960	13.6636	87.9757
	S	98.173	108.701	90.283	94.863	105.988	99.805
2	T	16.7363	22.3210	19.6678	13.2920	13.6140	85.6311
	S	109.058	109.996	91.520	94.178	106.374	102.538
3	T	16.6787	22.3116	19.7785	13.1886	13.8233	85.7807
	S	109.435	110.043	91.008	94.917	104.764	102.359
4	T	16.6333	22.2826	19.6365	13.2561	13.7209	85.5294
	S	109.733	110.186	91.666	94.433	105.546	102.659
5	T	16.6296	22.2842	19.7200	13.1868	13.7378	85.5584
	S	109.758	110.178	91.278	94.930	105.416	102.625
6	T	16.6234	22.3246	19.7664	13.2382	13.7086	85.6612
	S	109.799	109.979	91.064	94.561	105.640	102.501
7	T	16.6755	22.4140	19.7807	13.3676	13.7743	86.0121
	S	109.456	109.540	90.998	93.646	105.137	102.083
8	T	16.7077	22.4482	19.7879	13.3423	13.7048	85.9909
	S	109.245	109.373	90.965	93.823	105.670	102.108
9	T	16.6965	22.4239	19.8654	13.3290	13.7479	86.0627
	S	109.318	109.492	90.610	93.917	105.338	102.023
10	T	16.7744	22.4897	19.8261	13.2934	13.7720	86.1556
	S	108.810	109.171	90.789	94.168	105.154	101.913
11	T	16.6238	22.4597	19.7947	13.3479	13.6727	85.8988
	S	109.796	109.317	90.933	93.784	105.918	102.218
12	T	16.7577	22.4313	19.8149	13.4107	13.7347	86.1493
	S	108.919	109.455	90.841	93.345	105.440	101.921
13	T	16.7722	22.4469	19.9371	13.3785	13.7773	86.3120
	S	108.825	109.379	90.284	93.569	105.114	101.729
14	T	16.7896	22.4694	19.8677	13.4259	13.7567	86.3093
	S	108.712	109.270	90.599	93.239	105.271	101.732
15	T	16.8355	22.4437	19.9158	13.3817	13.8465	86.4232
	S	108.415	109.395	90.381	93.547	104.588	101.598
16	T	22.9212					
	S	79.631					

Event: Cooper Tires USF2000 Indy GP  
 Track: Indianapolis Motor Speedway RC  
 Report: Section Data Report  
 Session: Race 2

Rounds 7/8/9  
 2.439 mile(s)



USF2000 Championship  
 September 4, 2020

Section Data for Car 23 - Round-Garrido, Matt

Lap	T/SF to I2	I2 to I4	I4 to I6	I6 to I8	I8 to SF	Lap	
1	T	19.0657	23.1844	21.3642	13.8674	13.9435	91.4252
	S	95.734	105.900	84.253	90.271	103.861	96.039
2	T	17.0622	22.5901	20.8752	14.1780	14.1335	88.8390
	S	106.975	108.686	86.227	88.293	102.464	98.835
3	T	17.6095	22.5794	20.0130	13.4893	13.6261	87.3173
	S	103.650	108.737	89.942	92.801	106.280	100.557
4	T	16.7888	22.5470	20.0411	13.3871	13.6465	86.4105
	S	108.717	108.894	89.815	93.509	106.121	101.613
5	T	16.6363	22.4469	19.8608	13.4605	13.6777	86.0822
	S	109.714	109.379	90.631	92.999	105.879	102.000
6	T	16.5766	22.5113	20.0233	13.5716	13.6341	86.3169
	S	110.109	109.066	89.895	92.238	106.218	101.723
7	T	16.6694	23.0155	20.5184	13.6059	13.6341	87.4433
	S	109.496	106.677	87.726	92.006	106.218	100.412
8	T	16.6185	22.5242	20.3128	13.6550	13.6982	86.8087
	S	109.831	109.004	88.614	91.675	105.721	101.147
9	T	16.6764	22.6229	20.0983	13.5342	13.6454	86.5772
	S	109.450	108.528	89.560	92.493	106.130	101.417
10	T	16.6852	22.7087	20.0034	13.4879	13.7323	86.6175
	S	109.392	108.118	89.985	92.810	105.458	101.370
11	T	16.6763	22.6475	20.1271	13.5559	13.7201	86.7269
	S	109.450	108.411	89.432	92.345	105.552	101.242
12	T	16.7700	22.6690	21.1933	13.6610	13.6648	87.9581
	S	108.839	108.308	84.933	91.634	105.979	99.825
13	T	16.8961	22.5636	20.2270	13.5747	13.7249	86.9863
	S	108.027	108.814	88.990	92.217	105.515	100.940
14	T	17.0551	22.5878	20.1365	13.6360	13.7615	87.1769
	S	107.019	108.697	89.390	91.802	105.234	100.719
15	T	16.8602	22.6083	20.2285	13.5760	13.7325	87.0055
	S	108.257	108.598	88.983	92.208	105.457	100.918
16	T	23.2027					
	S	78.664					

**Event:** Cooper Tires USF2000 Indy GP  
**Track:** Indianapolis Motor Speedway RC  
**Report:** Section Data Report  
**Session:** Race 2

**Rounds 7/8/9**  
**2.439 mile(s)**



**USF2000 Championship**  
**September 4, 2020**

**Section Data for Car 24 - Myers, Michael (R)**

Lap	T/SF to I2	I2 to I4	I4 to I6	I6 to I8	I8 to SF	Lap	
1	T	19.8989	23.6566	22.1024	14.0951	13.7326	93.4856
	S	91.725	103.786	81.439	88.812	105.456	93.922
2	T	17.0936	23.1593	20.8668	14.3291	14.1911	89.6399
	S	106.778	106.015	86.261	87.362	102.049	97.952
3	T	17.1585	22.8505	20.4409	13.8931	13.9439	88.2869
	S	106.375	107.447	88.059	90.104	103.858	99.453
4	T	17.1580	22.7790	20.4373	13.9928	13.9565	88.3236
	S	106.378	107.785	88.074	89.462	103.764	99.412
5	T	17.0806	22.9871	20.5894	13.8411	13.8068	88.3050
	S	106.860	106.809	87.424	90.442	104.889	99.433
6	T	17.1832	22.8531	20.5289	13.9300	13.9173	88.4125
	S	106.222	107.435	87.681	89.865	104.056	99.312
7	T	17.0257	22.9419	20.6991	13.9035	13.8625	88.4327
	S	107.204	107.019	86.960	90.036	104.468	99.289
8	T	17.3166	22.9688	20.5894	13.7802	13.8989	88.5539
	S	105.403	106.894	87.424	90.842	104.194	99.153
9	T	17.2807	22.9571	20.3973	13.7836	13.8590	88.2777
	S	105.622	106.948	88.247	90.819	104.494	99.463
10	T	17.6251	22.9033	20.6523	13.9269	13.8270	88.9346
	S	103.558	107.200	87.157	89.885	104.736	98.729
11	T	17.3542	22.7380	20.4929	13.8791	13.8837	88.3479
	S	105.175	107.979	87.835	90.194	104.308	99.384
12	T	17.1454	22.8620	20.5700	13.8296	13.9181	88.3251
	S	106.456	107.393	87.506	90.517	104.050	99.410
13	T	17.2582	22.8481	20.5748	13.8684	13.9123	88.4618
	S	105.760	107.459	87.486	90.264	104.094	99.256
14	T	17.3570	22.8606	20.4942	13.9532	13.9021	88.5671
	S	105.158	107.400	87.830	89.715	104.170	99.138
15	T	17.0860	22.7958	20.3660	13.8571	13.8359	87.9408
	S	106.826	107.705	88.383	90.338	104.668	99.844

Event: Cooper Tires USF2000 Indy GP  
Track: Indianapolis Motor Speedway RC  
Report: Section Data Report  
Session: Race 2

Rounds 7/8/9  
2.439 mile(s)



USF2000 Championship  
September 4, 2020

Section Data for Car 3 - Gold, Reece

Lap	T/SF to I2	I2 to I4	I4 to I6	I6 to I8	I8 to SF	Lap	
1	T	19.1578	23.1732	20.4825	13.3923	13.6669	89.8727
	S	95.273	105.951	87.880	93.473	105.963	97.698
2	T	16.7239	22.3829	20.1812	13.4749	13.6082	86.3711
	S	109.139	109.692	89.192	92.900	106.420	101.659
3	T	16.6565	22.3553	19.9876	13.2827	13.5382	85.8203
	S	109.580	109.828	90.056	94.244	106.970	102.311
4	T	16.7750	22.5452	20.2260	13.9004	13.8546	87.3012
	S	108.806	108.902	88.994	90.056	104.527	100.576
5	T	17.6309	22.5456	19.9372	13.4324	13.6093	87.1554
	S	103.524	108.901	90.283	93.194	106.411	100.744
6	T	16.6758	22.4147	19.7158	13.2518	13.6330	85.6911
	S	109.454	109.536	91.297	94.464	106.226	102.466
7	T	16.5012	22.4932	19.7261	13.3080	13.7486	85.7771
	S	110.612	109.154	91.250	94.065	105.333	102.363
8	T	16.5747	22.3545	19.8620	13.3684	13.6598	85.8194
	S	110.121	109.831	90.625	93.640	106.018	102.313
9	T	16.6693	22.5129	19.7411	13.3828	13.6521	85.9582
	S	109.496	109.059	91.180	93.539	106.078	102.147
10	T	16.5751	22.4195	19.8670	13.3336	13.6421	85.8373
	S	110.119	109.513	90.603	93.884	106.155	102.291
11	T	16.5759	22.4294	19.8444	13.3083	13.5941	85.7521
	S	110.113	109.465	90.706	94.063	106.530	102.393
12	T	16.6379	22.4729	19.8829	13.4448	13.5757	86.0142
	S	109.703	109.253	90.530	93.108	106.675	102.081
13	T	16.9692	22.3652	20.3865	13.4291	13.6386	86.7886
	S	107.561	109.779	88.294	93.217	106.183	101.170
14	T	16.8254	22.4436	19.9596	13.4368	13.6648	86.3302
	S	108.480	109.395	90.182	93.163	105.979	101.707
15	T	16.6797	22.7252	19.8673	13.3735	13.7066	86.3523
	S	109.428	108.040	90.601	93.604	105.656	101.681
16	T	20.4500					
	S	89.253					

Event: Cooper Tires USF2000 Indy GP  
Track: Indianapolis Motor Speedway RC  
Report: Section Data Report  
Session: Race 2

Rounds 7/8/9  
2.439 mile(s)



USF2000 Championship  
September 4, 2020

Section Data for Car 4 - d'Orlando, Michael

Lap	T/SF to I2	I2 to I4	I4 to I6	I6 to I8	I8 to SF	Lap	
1	T	18.9386	23.2583	21.4133	13.8034	13.7808	91.1944
	S	96.376	105.563	84.060	90.689	105.087	96.282
2	T	16.5972	22.3537	19.9638	13.5150	13.5977	86.0274
	S	109.972	109.835	90.163	92.624	106.502	102.065
3	T	16.6688	22.3152	19.9265	13.5088	13.6329	86.0522
	S	109.500	110.025	90.332	92.667	106.227	102.036
4	T	16.7241	22.1965	19.9108	13.5544	13.5995	85.9853
	S	109.138	110.613	90.403	92.355	106.488	102.115
5	T	16.8618	22.4727	19.7267	13.4408	13.6340	86.1360
	S	108.246	109.254	91.247	93.136	106.218	101.936
6	T	16.7451	22.2818	19.7145	13.4587	13.6263	85.8264
	S	109.001	110.190	91.303	93.012	106.278	102.304
7	T	16.5836	22.4132	19.6973	13.4943	13.7096	85.8980
	S	110.062	109.544	91.383	92.766	105.633	102.219
8	T	16.5797	22.4661	19.8447	13.3513	13.6458	85.8876
	S	110.088	109.286	90.704	93.760	106.127	102.231
9	T	16.5726	22.3715	19.7759	13.4104	13.6816	85.8120
	S	110.135	109.748	91.020	93.347	105.849	102.321
10	T	16.6321	22.4664	19.8247	13.4035	13.6179	85.9446
	S	109.741	109.284	90.796	93.395	106.344	102.163
11	T	16.5701	22.3781	19.7280	13.3377	13.6529	85.6668
	S	110.152	109.716	91.241	93.856	106.071	102.495
12	T	16.7598	22.5495	19.8445	13.5616	13.5898	86.3052
	S	108.905	108.882	90.705	92.306	106.564	101.737
13	T	16.9199	22.5120	20.1556	13.4899	13.6551	86.7325
	S	107.875	109.063	89.305	92.797	106.054	101.235
14	T	16.7602	22.4479	19.8830	13.4206	13.6564	86.1681
	S	108.902	109.374	90.530	93.276	106.044	101.898
15	T	16.7475	22.4047	19.8484	13.4485	13.6688	86.1179
	S	108.985	109.585	90.687	93.082	105.948	101.958
16	T	20.1697					
	S	90.494					

Event: Cooper Tires USF2000 Indy GP  
 Track: Indianapolis Motor Speedway RC  
 Report: Section Data Report  
 Session: Race 2

Rounds 7/8/9  
 2.439 mile(s)



USF2000 Championship  
 September 4, 2020

Section Data for Car 40 - Miller, Jack William

Lap	T/SF to I2	I2 to I4	I4 to I6	I6 to I8	I8 to SF	Lap	
1	T	18.9059	22.8540	20.0441	13.3055	13.6599	88.7694
	S	96.543	107.431	89.802	94.083	106.017	98.912
2	T	16.7347	22.2879	19.7266	13.2711	13.6742	85.6945
	S	109.068	110.160	91.247	94.327	105.906	102.462
3	T	16.8454	22.2959	19.6935	13.2549	13.7046	85.7943
	S	108.352	110.120	91.401	94.442	105.671	102.342
4	T	16.6700	22.3405	19.7028	13.2686	13.6698	85.6517
	S	109.492	109.900	91.358	94.344	105.940	102.513
5	T	16.7384	22.2925	19.6291	13.3182	13.6427	85.6209
	S	109.044	110.137	91.701	93.993	106.151	102.550
6	T	16.7345	22.2913	19.8429	13.2670	13.7898	85.9255
	S	109.070	110.143	90.713	94.356	105.018	102.186
7	T	16.6843	22.5416	19.7862	13.3609	13.7858	86.1588
	S	109.398	108.920	90.972	93.693	105.049	101.909
8	T	16.6352	22.4969	19.7437	13.3481	13.7439	85.9678
	S	109.721	109.136	91.168	93.782	105.369	102.136
9	T	16.6546	22.3856	19.8647	13.3369	13.7617	86.0035
	S	109.593	109.679	90.613	93.861	105.233	102.094
10	T	16.5777	22.4456	19.7949	13.4098	13.6959	85.9239
	S	110.101	109.386	90.933	93.351	105.738	102.188
11	T	16.5936	22.4189	19.8311	13.3865	13.6482	85.8783
	S	109.996	109.516	90.767	93.513	106.108	102.242
12	T	16.7019	22.5665	19.8036	13.3127	13.8012	86.1859
	S	109.283	108.800	90.893	94.032	104.932	101.877
13	T	16.6493	22.4528	19.9044	13.3210	13.8532	86.1807
	S	109.628	109.351	90.432	93.973	104.538	101.884
14	T	16.7158	22.3513	19.9297	13.2883	13.7810	86.0661
	S	109.192	109.847	90.317	94.205	105.085	102.019
15	T	16.7005	22.3891	19.7770	13.1776	13.8767	85.9209
	S	109.292	109.662	91.015	94.996	104.361	102.192
16	T	23.0949					
	S	79.032					

Event: Cooper Tires USF2000 Indy GP  
Track: Indianapolis Motor Speedway RC  
Report: Section Data Report  
Session: Race 2

Rounds 7/8/9  
2.439 mile(s)



USF2000 Championship  
September 4, 2020

Section Data for Car 41 - Kaeser, Max (R)

Lap	T/SF to I2	I2 to I4	I4 to I6	I6 to I8	I8 to SF	Lap	
1	T	19.1646	22.8209	21.4104	13.6513	14.1552	91.2024
	S	95.240	107.587	84.071	91.700	102.307	96.274
2	T	17.1053	22.6518	20.4266	13.5794	13.7355	87.4986
	S	106.705	108.390	88.120	92.185	105.433	100.349
3	T	16.7331	22.4320	19.8968	13.3529	13.7724	86.1872
	S	109.079	109.452	90.467	93.749	105.151	101.876
4	T	16.6695	22.4744	20.0766	13.4207	13.7050	86.3462
	S	109.495	109.246	89.657	93.275	105.668	101.688
5	T	17.6172	23.0820	19.9734	13.3920	13.7064	87.7710
	S	103.605	106.370	90.120	93.475	105.657	100.038
6	T	16.7717	22.7208	20.2240	13.3937	13.7610	86.8712
	S	108.828	108.061	89.003	93.463	105.238	101.074
7	T	16.5787	22.4833	20.0830	13.3826	13.7329	86.2605
	S	110.095	109.202	89.628	93.541	105.453	101.789
8	T	16.7561	22.6325	20.0709	13.3959	13.6460	86.5014
	S	108.929	108.482	89.682	93.448	106.125	101.506
9	T	16.7697	22.5795	20.0426	13.3293	13.6944	86.4155
	S	108.841	108.737	89.809	93.915	105.750	101.607
10	T	16.7342	22.5089	20.0040	13.3729	13.6730	86.2930
	S	109.072	109.078	89.982	93.609	105.915	101.751
11	T	16.6806	22.5502	19.8946	13.3673	13.6670	86.1597
	S	109.422	108.878	90.477	93.648	105.962	101.908
12	T	16.6984	22.5402	20.0184	13.4443	13.6349	86.3362
	S	109.306	108.927	89.917	93.111	106.211	101.700
13	T	16.7344	22.5127	20.1786	13.5316	13.6964	86.6537
	S	109.070	109.060	89.203	92.511	105.734	101.327
14	T	16.7774	22.4979	20.0465	13.4474	13.6715	86.4407
	S	108.791	109.131	89.791	93.090	105.927	101.577
15	T	16.9002	22.6540	20.6751	13.4021	13.8087	87.4401
	S	108.000	108.379	87.061	93.405	104.875	100.416
16	T	17.8138					
	S	102.461					

**Event:** Cooper Tires USF2000 Indy GP  
**Track:** Indianapolis Motor Speedway RC  
**Report:** Section Data Report  
**Session:** Race 2

**Rounds 7/8/9**  
**2.439 mile(s)**



**USF2000 Championship**  
**September 4, 2020**

**Section Data for Car 44 - Brooks, Christian (R)**

Lap	T/SF to I2	I2 to I4	I4 to I6	I6 to I8	I8 to SF	Lap	
1	T	18.7729	22.9675	20.3896	13.5296	13.5646	89.2242
	S	97.227	106.900	88.280	92.524	106.762	98.408
2	T	16.6010	22.5092	19.8935	13.2879	13.6921	85.9837
	S	109.947	109.077	90.482	94.207	105.768	102.117
3	T	16.7473	22.3464	19.8240	13.4170	13.6847	86.0194
	S	108.986	109.871	90.799	93.301	105.825	102.075
4	T	16.6677	22.3320	19.8356	13.2705	13.6927	85.7985
	S	109.507	109.942	90.746	94.331	105.763	102.337
5	T	16.6710	22.3423	19.7498	13.4355	13.6534	85.8520
	S	109.485	109.891	91.140	93.172	106.067	102.274
6	T	16.6712	22.3781	19.7375	13.3684	13.6872	85.8424
	S	109.484	109.716	91.197	93.640	105.806	102.285
7	T	16.5844	22.3681	19.8143	13.3618	13.7466	85.8752
	S	110.057	109.765	90.843	93.686	105.348	102.246
8	T	16.5984	22.4679	19.9632	13.3741	13.6781	86.0817
	S	109.964	109.277	90.166	93.600	105.876	102.001
9	T	16.6832	22.4062	19.8825	13.3783	13.7304	86.0806
	S	109.405	109.578	90.532	93.571	105.473	102.002
10	T	16.7383	22.4338	19.9818	13.3822	13.6921	86.2282
	S	109.045	109.443	90.082	93.544	105.768	101.827
11	T	16.7308	22.3480	19.7975	13.4147	13.6865	85.9775
	S	109.094	109.863	90.921	93.317	105.811	102.124
12	T	16.8946	22.3379	20.1256	13.6596	13.8143	86.8320
	S	108.036	109.913	89.438	91.644	104.832	101.119
13	T	16.8714	22.3572	19.8295	13.4638	13.7354	86.2573
	S	108.185	109.818	90.774	92.977	105.434	101.793
14	T	16.7697	22.3559	19.9734	13.4172	13.7233	86.2395
	S	108.841	109.825	90.120	93.300	105.527	101.814
15	T	16.8209	22.3830	19.8914	13.4454	13.7850	86.3257
	S	108.509	109.692	90.491	93.104	105.055	101.712
16	T	19.8154					
	S	92.112					



**Event:** Cooper Tires USF2000 Indy GP  
**Track:** Indianapolis Motor Speedway RC  
**Report:** Section Data Report  
**Session:** Race 2

**Rounds 7/8/9**  
**2.439 mile(s)**



**USF2000 Championship**  
**September 4, 2020**

**Section Data for Car 5 - Brichacek, Wyatt (R)**

Lap	T/SF to I2	I2 to I4	I4 to I6	I6 to I8	I8 to SF	Lap	
1	T	19.0443	23.0964	21.2820	14.0602	13.6903	91.1732
	S	95.841	106.303	84.579	89.033	105.782	96.305
2	T	17.3115	22.5760	20.6706	14.2807	13.8967	88.7355
	S	105.434	108.754	87.080	87.658	104.210	98.950
3	T	17.8708	22.6165	20.1440	13.4837	13.6361	87.7511
	S	102.135	108.559	89.357	92.839	106.202	100.060
4	T	16.7685	22.5971	20.4809	13.4253	13.7245	86.9963
	S	108.849	108.652	87.887	93.243	105.518	100.928
5	T	16.9578	22.5248	20.0646	13.4976	13.7294	86.7742
	S	107.633	109.001	89.710	92.744	105.480	101.187
6	T	16.6697	22.4520	20.0665	13.5219	13.6574	86.3675
	S	109.494	109.355	89.702	92.577	106.036	101.663
7	T	16.7282	22.6169	20.6238	14.0389	13.7080	87.7158
	S	109.111	108.557	87.278	89.168	105.645	100.101
8	T	16.9102	22.9600	20.1906	13.4775	13.6942	87.2325
	S	107.936	106.935	89.150	92.882	105.751	100.655
9	T	16.6781	22.4573	20.3977	13.5218	13.7193	86.7742
	S	109.439	109.329	88.245	92.578	105.558	101.187
10	T	17.1416	23.4931	20.2781	13.4672	13.6580	88.0380
	S	106.479	104.508	88.766	92.953	106.032	99.734
11	T	16.8218	22.6263	20.3907	13.7180	13.6245	87.1813
	S	108.504	108.512	88.276	91.254	106.292	100.714
12	T	16.9319	22.6246	20.2206	13.4822	13.8083	87.0676
	S	107.798	108.520	89.018	92.850	104.878	100.846
13	T	17.3215	22.8788	20.3611	13.4306	13.7683	87.7603
	S	105.374	107.315	88.404	93.206	105.182	100.050
14	T	16.8271	22.3921	20.0733	13.4396	13.7369	86.4690
	S	108.470	109.647	89.671	93.144	105.423	101.544
15	T	16.9374	22.6004	20.2191	13.6960	13.6480	87.1009
	S	107.763	108.636	89.025	91.400	106.109	100.807
16	T	20.3292					
	S	89.784					

Event: Cooper Tires USF2000 Indy GP  
Track: Indianapolis Motor Speedway RC  
Report: Section Data Report  
Session: Race 2

Rounds 7/8/9  
2.439 mile(s)



USF2000 Championship  
September 4, 2020

Section Data for Car 6 - Rasmussen, Christian

Lap	T/SF to I2	I2 to I4	I4 to I6	I6 to I8	I8 to SF	Lap	
1	T	19.0257	22.8435	20.4997	13.4798	13.6388	89.4875
	S	95.935	107.480	87.806	92.866	106.181	98.119
2	T	17.0489	22.5406	20.1004	13.4446	13.5984	86.7329
	S	107.058	108.925	89.550	93.109	106.496	101.235
3	T	16.6288	22.3950	19.8548	13.4178	13.6258	85.9222
	S	109.763	109.633	90.658	93.295	106.282	102.190
4	T	16.8253	22.5229	20.1181	13.4445	13.6120	86.5228
	S	108.481	109.010	89.472	93.110	106.390	101.481
5	T	16.6446	22.2127	19.6987	13.3685	13.6145	85.5390
	S	109.659	110.533	91.377	93.639	106.371	102.648
6	T	16.6365	22.2795	19.6674	13.4230	13.5823	85.5887
	S	109.712	110.201	91.522	93.259	106.623	102.588
7	T	16.5941	22.4273	19.8630	13.3636	13.7221	85.9701
	S	109.993	109.475	90.621	93.674	105.536	102.133
8	T	16.6902	22.4120	19.8122	13.4459	13.5874	85.9477
	S	109.359	109.550	90.853	93.100	106.583	102.160
9	T	16.7201	22.3731	19.7400	13.4942	13.6718	85.9992
	S	109.164	109.740	91.185	92.767	105.925	102.099
10	T	16.6246	22.3826	19.9532	13.5086	13.6167	86.0857
	S	109.791	109.694	90.211	92.668	106.353	101.996
11	T	16.7240	22.4507	19.8069	13.4290	13.5694	85.9800
	S	109.138	109.361	90.877	93.218	106.724	102.121
12	T	16.8316	22.3421	19.9196	14.1453	13.7265	86.9651
	S	108.441	109.892	90.363	88.497	105.503	100.965
13	T	17.1450	22.4886	20.0535	13.5143	13.5957	86.7971
	S	106.458	109.177	89.760	92.629	106.518	101.160
14	T	16.7212	22.4046	19.9391	13.4387	13.6525	86.1561
	S	109.156	109.586	90.275	93.150	106.074	101.913
15	T	16.7299	22.2681	20.0475	13.4925	13.6565	86.1945
	S	109.100	110.258	89.787	92.779	106.043	101.867
16	T	20.0675					
	S	90.954					

Event: Cooper Tires USF2000 Indy GP  
Track: Indianapolis Motor Speedway RC  
Report: Section Data Report  
Session: Race 2

Rounds 7/8/9  
2.439 mile(s)



USF2000 Championship  
September 4, 2020

Section Data for Car 7 - Bogle, Christian

Lap	T/S	SF to I2	I2 to I4	I4 to I6	I6 to I8	I8 to SF	Lap
1	T	19.0081	23.7304	20.6318	13.9185	13.6816	90.9704
	S	96.024	103.463	87.244	89.939	105.849	96.519
2	T	17.3695	22.6771	20.2378	14.4165	13.7179	88.4188
	S	105.082	108.269	88.942	86.832	105.569	99.305
3	T	16.8402	22.5852	19.9393	13.4638	13.8029	86.6314
	S	108.385	108.710	90.274	92.977	104.919	101.354
4	T	17.2260	22.7648	20.3932	13.4535	13.7294	87.5669
	S	105.958	107.852	88.265	93.048	105.480	100.271
5	T	16.7409	22.4892	19.9887	13.4449	13.7954	86.4591
	S	109.028	109.174	90.051	93.107	104.976	101.556
6	T	16.7074	22.4875	19.9950	13.4988	13.7841	86.4728
	S	109.247	109.182	90.023	92.736	105.062	101.539
7	T	17.1974	22.6574	20.6016	13.9551	13.8073	88.2188
	S	106.134	108.363	87.372	89.703	104.885	99.530
8	T	16.8477	22.8356	20.0344	13.5440	13.7933	87.0550
	S	108.337	107.518	89.845	92.426	104.992	100.860
9	T	16.7926	22.5742	20.3246	13.4495	13.9037	87.0446
	S	108.692	108.763	88.563	93.075	104.158	100.872
10	T	17.2641	22.7872	19.9736	13.3384	13.9753	87.3386
	S	105.724	107.746	90.119	93.851	103.624	100.533
11	T	17.1827	22.7305	20.2631	13.4539	13.7848	87.4150
	S	106.225	108.015	88.831	93.045	105.056	100.445
12	T	17.0092	22.6659	19.9628	13.3694	13.8528	86.8601
	S	107.308	108.323	90.168	93.633	104.541	101.087
13	T	16.9028	22.5620	20.3788	13.4343	13.9584	87.2363
	S	107.984	108.821	88.327	93.181	103.750	100.651
14	T	16.9718	22.6073	20.0688	13.4798	13.8892	87.0169
	S	107.545	108.603	89.691	92.866	104.267	100.905
15	T	17.1407	22.6625	20.1358	13.5105	13.8976	87.3471
	S	106.485	108.339	89.393	92.655	104.204	100.523
16	T	20.5781					
	S	88.698					

**Event:** Cooper Tires USF2000 Indy GP  
**Track:** Indianapolis Motor Speedway RC  
**Report:** Section Data Report  
**Session:** Race 2

**Rounds 7/8/9**  
**2.439 mile(s)**



**USF2000 Championship**  
**September 4, 2020**

**Section Data for Car 8 - Dupell, Kyle**

Lap	T/SF to I2	I2 to I4	I4 to I6	I6 to I8	I8 to SF	Lap	
1	T	19.1332	23.2130	21.0934	13.9081	13.8103	91.1580
	S	95.396	105.769	85.335	90.006	104.862	96.321
2	T	17.2301	23.7549	21.1199			525.6972
	S	105.932	103.357	85.228			16.702
3	T		22.9022	20.2875	13.3723	13.7980	91.4516
	S		107.205	88.725	93.613	104.956	96.011
4	T	16.9268	22.5806	19.9545	13.3324	13.7942	86.5885
	S	107.831	108.732	90.205	93.893	104.985	101.404
5	T	16.7326	22.5342	19.9226	13.2937	13.9344	86.4175
	S	109.082	108.956	90.350	94.166	103.929	101.604
6	T	16.8435	22.5965	19.8992	13.4094	13.7672	86.5158
	S	108.364	108.655	90.456	93.354	105.191	101.489
7	T	16.8316	22.5354	19.9477	13.3591	13.7508	86.4246
	S	108.441	108.950	90.236	93.705	105.316	101.596
8	T	16.7304	22.5113	20.2124	13.4356	13.8211	86.7108
	S	109.096	109.066	89.054	93.172	104.781	101.261
9	T	16.8021	22.6353	19.9118	13.4640	13.8328	86.6460
	S	108.631	108.469	90.399	92.975	104.692	101.336
10	T	16.8064	22.6201	19.9268	13.5153	13.8426	86.7112
	S	108.603	108.542	90.331	92.622	104.618	101.260
11	T	19.1506					
	S	95.309					

**Event:** Cooper Tires USF2000 Indy GP  
**Track:** Indianapolis Motor Speedway RC  
**Report:** Section Data Report  
**Session:** Race 2

**Rounds 7/8/9**  
**2.439 mile(s)**



**USF2000 Championship**  
**September 4, 2020**

**Section Data for Car 9 - Siegel, Nolan**

Lap	T/SF to I2	I2 to I4	I4 to I6	I6 to I8	I8 to SF	Lap	
1	T	19.2706	23.1113	21.1377	13.6723	13.5746	90.7665
	S	94.716	106.235	85.156	91.559	106.683	96.736
2	T	16.8081	22.3022	19.9968	13.5126	13.5614	86.1811
	S	108.592	110.089	90.014	92.641	106.787	101.883
3	T	16.7634	22.3899	19.8919	13.4310	13.6502	86.1264
	S	108.882	109.658	90.489	93.204	106.092	101.948
4	T	16.6370	22.2362	19.9512	13.6957	13.6199	86.1400
	S	109.709	110.416	90.220	91.402	106.328	101.932
5	T	17.4055	22.4564	19.8975	13.5305	13.6053	86.8952
	S	104.865	109.333	90.464	92.518	106.442	101.046
6	T	17.1766	22.4027	19.8437	13.5315	13.5631	86.5176
	S	106.262	109.595	90.709	92.511	106.774	101.487
7	T	16.5610	22.6221	19.8842	13.4374	13.6570	86.1617
	S	110.212	108.532	90.524	93.159	106.040	101.906
8	T	16.7173	22.4519	19.9022	13.4401	13.7104	86.2219
	S	109.182	109.355	90.442	93.141	105.627	101.835
9	T	16.6897	22.4831	19.9320	13.4204	13.7560	86.2812
	S	109.362	109.203	90.307	93.277	105.276	101.765
10	T	16.6452	22.3321	19.8603	13.4188	13.7333	85.9897
	S	109.655	109.942	90.633	93.288	105.450	102.110
11	T	16.6701	22.3235	19.9428	13.4660	13.6968	86.0992
	S	109.491	109.984	90.258	92.961	105.731	101.980
12	T	16.7431	22.3709	19.9508	13.4500	13.6902	86.2050
	S	109.014	109.751	90.222	93.072	105.782	101.855
13	T	16.7075	22.3843	20.0084	13.4966	13.7088	86.3056
	S	109.246	109.685	89.962	92.751	105.639	101.736
14	T	16.7530	22.3914	19.9698	13.5206	13.7219	86.3567
	S	108.949	109.650	90.136	92.586	105.538	101.676
15	T	16.8262	22.3147	19.8224	13.5267	13.6949	86.1849
	S	108.475	110.027	90.806	92.544	105.746	101.879
16	T	19.3095					
	S	94.525					

Event: Cooper Tires USF2000 Indy GP  
 Track: Indianapolis Motor Speedway RC  
 Report: Section Data Report  
 Session: Race 2

Rounds 7/8/9  
 2.439 mile(s)








USF2000 Championship  
 September 4, 2020

Section Data for Car

Report Support Information

Section Legend	
Name	Length
SF to I2	0.507008 miles
I2 to I4	0.682008 miles
I4 to I6	0.500000 miles
I6 to I8	0.347727 miles
I8 to SF	0.402273 miles
Lap	2.439000 miles

Color Legend	
	Fastest Lap
	Section Under Caution
	Section Under Green
	Section Time Data
	Section Speed Data

