

Event: Cooper Tires USF2000 Indy GP
Track: Indianapolis Motor Speedway RC
Report: Section Data Report
Session: Race 3

Rounds 7/8/9
2.439 mile(s)



USF2000 Championship
September 4, 2020

Section Data for Car 1 - Campbell, Prescott (R)

Lap	T/SF to I2	I2 to I4	I4 to I6	I6 to I8	I8 to SF	Lap	
1	T	20.7801	23.4731	20.6926	13.7228	13.8029	92.4715
	S	87.835	104.597	86.988	91.222	104.919	94.952
2	T	16.9552	22.3992	20.1018	13.5721	13.7436	86.7719
	S	107.650	109.612	89.544	92.235	105.371	101.189
3	T	16.7336	22.4858	20.1882	13.4630	13.7574	86.6280
	S	109.076	109.190	89.161	92.982	105.266	101.358
4	T	16.6581	22.4867	20.0732	13.5743	13.6652	86.4575
	S	109.570	109.186	89.672	92.220	105.976	101.557
5	T	16.7013	22.4870	20.3093	13.6988	13.6619	86.8583
	S	109.287	109.184	88.629	91.382	106.001	101.089
6	T	16.7537	22.9632	20.3114	13.5057	13.8018	87.3358
	S	108.945	106.920	88.620	92.688	104.927	100.536
7	T	16.7151	22.6962	20.5837	13.6811	13.7044	87.3805
	S	109.196	108.178	87.448	91.500	105.673	100.485
8	T	16.6714	22.6739	20.5905	13.5919	13.7084	87.2361
	S	109.483	108.284	87.419	92.100	105.642	100.651
9	T	16.7080	22.7630	20.2209	13.5345	13.7555	86.9819
	S	109.243	107.860	89.017	92.491	105.280	100.945
10	T	17.1845	22.8780	20.4000	13.5440	13.6919	87.6984
	S	106.214	107.318	88.235	92.426	105.769	100.120
11	T	16.8576	22.7228	20.2357	13.7035	13.7389	87.2585
	S	108.273	108.051	88.952	91.350	105.407	100.625
12	T	16.7927	22.5821	20.3143	13.5482	13.8665	87.1038
	S	108.692	108.724	88.608	92.397	104.437	100.804
13	T	16.7500	23.4158	20.9252	13.6039	13.8932	88.5881
	S	108.969	104.853	86.021	92.019	104.237	99.115
14	T	16.8615	22.6769	20.1842	13.4691	13.8174	87.0091
	S	108.248	108.270	89.179	92.940	104.809	100.914
15	T	16.7577	22.5825	20.1929	13.5193	13.8154	86.8678
	S	108.919	108.723	89.140	92.595	104.824	101.078
16	T	16.7213	22.6582	20.2147	13.5240	13.7868	86.9050
	S	109.156	108.359	89.044	92.563	105.041	101.034
17	T	16.6867	22.8790	20.2816	13.5302	13.8444	87.2219
	S	109.382	107.314	88.750	92.520	104.604	100.667
18	T	16.9184	23.0142	20.6718	13.7843	13.7775	88.1662
	S	107.884	106.683	87.075	90.815	105.112	99.589
19	T	16.8157	22.7408	20.2646	13.6117	13.8024	87.2352
	S	108.543	107.966	88.825	91.966	104.922	100.652

Event: Cooper Tires USF2000 Indy GP
Track: Indianapolis Motor Speedway RC
Report: Section Data Report
Session: Race 3

Rounds 7/8/9
2.439 mile(s)



USF2000 Championship
September 4, 2020

Section Data for Car 1 - Campbell, Prescott (R)

Lap	T/SF to I2	I2 to I4	I4 to I6	I6 to I8	I8 to SF	Lap	
20	T	16.8296	22.7883	20.4797	13.6072	13.7588	87.4636
	S	108.453	107.741	87.892	91.997	105.255	100.389
21	T	18.2830					
	S	99.832					

Event: Cooper Tires USF2000 Indy GP
 Track: Indianapolis Motor Speedway RC
 Report: Section Data Report
 Session: Race 3

Rounds 7/8/9
 2.439 mile(s)



USF2000 Championship
 September 4, 2020

Section Data for Car 10 - Shields, Cameron

Lap	T/SF to I2	I2 to I4	I4 to I6	I6 to I8	I8 to SF	Lap	
1	T	20.6260	22.9806	20.5937	13.5885	13.7209	91.5097
	S	88.492	106.839	87.405	92.123	105.546	95.950
2	T	16.8970	22.5574	20.0683	13.6079	13.7081	86.8387
	S	108.021	108.844	89.694	91.992	105.644	101.112
3	T	16.6884	22.5750	20.1267	13.5604	13.7104	86.6609
	S	109.371	108.759	89.433	92.314	105.627	101.319
4	T	16.7643	22.5364	20.3025	13.5749	13.7011	86.8792
	S	108.876	108.945	88.659	92.216	105.698	101.064
5	T	16.6710	22.6352	20.2956	13.6231	13.6949	86.9198
	S	109.485	108.469	88.689	91.889	105.746	101.017
6	T	16.7062	22.6539	20.2843	13.5593	13.6558	86.8595
	S	109.254	108.380	88.739	92.322	106.049	101.087
7	T	16.9058	22.6425	20.9242	13.5258	13.6871	87.6854
	S	107.965	108.434	86.025	92.550	105.806	100.135
8	T	16.7276	22.6633	20.2953	13.4565	13.7167	86.8594
	S	109.115	108.335	88.690	93.027	105.578	101.088
9	T	16.6935	22.5041	20.0680	13.4934	13.6298	86.3888
	S	109.338	109.101	89.695	92.773	106.251	101.638
10	T	16.8276	22.8129	20.2681	13.6604	13.6604	87.2294
	S	108.466	107.625	88.810	91.638	106.013	100.659
11	T	17.1809	22.8148	20.1228	13.5005	13.7139	87.3329
	S	106.236	107.616	89.451	92.724	105.600	100.539
12	T	16.7684	22.5436	20.0423	13.4896	13.7117	86.5556
	S	108.849	108.910	89.810	92.799	105.617	101.442
13	T	16.8631	22.5131	20.0169	13.4898	13.7104	86.5933
	S	108.238	109.058	89.924	92.797	105.627	101.398
14	T	16.7173	22.5831	20.0133	13.4913	13.7396	86.5446
	S	109.182	108.720	89.940	92.787	105.402	101.455
15	T	16.8130	22.5539	20.0076	13.4954	13.7227	86.5926
	S	108.560	108.860	89.966	92.759	105.532	101.399
16	T	16.8508	22.6001	20.1323	13.9350	13.6936	87.2118
	S	108.317	108.638	89.409	89.833	105.756	100.679
17	T	16.8337	22.6943	19.9866	13.5098	13.6742	86.6986
	S	108.427	108.187	90.060	92.660	105.906	101.275
18	T	16.8219	22.6685	20.0543	13.4916	13.7632	86.7995
	S	108.503	108.310	89.756	92.785	105.221	101.157
19	T	16.8912	22.6216	20.0672	13.4757	13.7860	86.8417
	S	108.058	108.535	89.699	92.894	105.047	101.108

Event: Cooper Tires USF2000 Indy GP
Track: Indianapolis Motor Speedway RC
Report: Section Data Report
Session: Race 3

Rounds 7/8/9
2.439 mile(s)

USF2000 Championship
September 4, 2020



Section Data for Car 10 - Shields, Cameron

Lap	T/SF to I2	I2 to I4	I4 to I6	I6 to I8	I8 to SF	Lap	
20	T	16.7652	22.6712	20.0405	13.4120	13.7708	86.6597
	S	108.870	108.297	89.818	93.336	105.163	101.320
21	T	18.4816					
	S	98.759					

Event: Cooper Tires USF2000 Indy GP
 Track: Indianapolis Motor Speedway RC
 Report: Section Data Report
 Session: Race 3

Rounds 7/8/9
 2.439 mile(s)



USF2000 Championship
 September 4, 2020

Section Data for Car 12 - Porto, Kiko (R)

Lap	T/SF to I2	I2 to I4	I4 to I6	I6 to I8	I8 to SF	Lap	
1	T	19.0855	22.6128	20.4970	13.4560	13.7055	89.3568
	S	95.634	108.577	87.818	93.030	105.664	98.262
2	T	16.9280	22.4378	20.0831	13.4795	13.6044	86.5328
	S	107.823	109.424	89.628	92.868	106.450	101.469
3	T	16.6773	22.4199	20.2702	13.6426	13.6702	86.6802
	S	109.444	109.511	88.800	91.758	105.937	101.296
4	T	16.6648	22.5463	20.0558	13.4135	13.6517	86.3321
	S	109.526	108.897	89.750	93.325	106.081	101.705
5	T	16.6339	22.5325	20.0484	13.4310	13.6400	86.2858
	S	109.729	108.964	89.783	93.204	106.172	101.760
6	T	16.5949	22.5097	20.1327	13.4102	13.6652	86.3127
	S	109.987	109.074	89.407	93.348	105.976	101.728
7	T	16.5593	22.4935	20.0967	13.4481	13.6194	86.2170
	S	110.224	109.153	89.567	93.085	106.332	101.841
8	T	16.5989	22.4962	20.2637	13.4286	13.6968	86.4842
	S	109.961	109.140	88.829	93.220	105.731	101.526
9	T	16.7090	22.4922	20.1608	13.4433	13.6189	86.4242
	S	109.236	109.159	89.282	93.118	106.336	101.597
10	T	16.5974	22.4689	20.1879	13.4448	13.5905	86.2895
	S	109.971	109.272	89.162	93.108	106.558	101.755
11	T	16.6817	22.4833	20.1836	13.4145	13.6322	86.3953
	S	109.415	109.202	89.181	93.318	106.232	101.631
12	T	16.6812	22.6003	20.2055	13.4560	13.6852	86.6282
	S	109.418	108.637	89.085	93.030	105.821	101.357
13	T	16.6357	22.3393	20.3439	13.4610	13.6230	86.4029
	S	109.717	109.906	88.479	92.996	106.304	101.622
14	T	16.6629	22.4636	20.1774	13.4725	13.6011	86.3775
	S	109.538	109.298	89.209	92.917	106.475	101.651
15	T	16.7198	22.6291	20.1971	13.3964	13.6300	86.5724
	S	109.166	108.499	89.122	93.444	106.250	101.423
16	T	16.6750	22.6062	20.2198	13.4169	13.7034	86.6213
	S	109.459	108.609	89.022	93.302	105.680	101.365
17	T	16.7497	22.5608	20.1551	13.5213	13.6001	86.5870
	S	108.971	108.827	89.307	92.581	106.483	101.406
18	T	16.7548	22.5914	20.2593	13.4987	13.6394	86.7436
	S	108.938	108.680	88.848	92.736	106.176	101.222
19	T	16.7439	22.5393	20.2387	13.4635	13.6559	86.6413
	S	109.008	108.931	88.939	92.979	106.048	101.342

Event: Cooper Tires USF2000 Indy GP
Track: Indianapolis Motor Speedway RC
Report: Section Data Report
Session: Race 3

Rounds 7/8/9
2.439 mile(s)

USF2000 Championship
September 4, 2020



Section Data for Car 12 - Porto, Kiko (R)

Lap	T/SF to I2	I2 to I4	I4 to I6	I6 to I8	I8 to SF	Lap	
20	T	16.7220	22.5939	20.2762	13.5065	13.6799	86.7785
	S	109.151	108.668	88.774	92.683	105.862	101.182
21	T	19.3485					
	S	94.334					

Event: Cooper Tires USF2000 Indy GP
Track: Indianapolis Motor Speedway RC
Report: Section Data Report
Session: Race 3

Rounds 7/8/9
2.439 mile(s)



USF2000 Championship
September 4, 2020

Section Data for Car 16 - Pierson, Josh (R)

Lap	T/SF to I2	I2 to I4	I4 to I6	I6 to I8	I8 to SF	Lap	
1	T	21.2881	23.0348	22.7032	14.0434	13.5415	94.6110
	S	85.739	106.588	79.284	89.139	106.944	92.805
2	T	17.6476	22.5924	20.3406	13.8123	13.7158	88.1087
	S	103.426	108.675	88.493	90.631	105.585	99.654
3	T	16.7405	22.4489	20.8264	14.0176	13.7540	87.7874
	S	109.031	109.370	86.429	89.303	105.292	100.019
4	T	17.1363	22.6145	20.1518	14.1549	13.7915	87.8490
	S	106.512	108.569	89.322	88.437	105.005	99.949
5	T	17.0751	22.6069	20.0976	13.4590	13.7868	87.0254
	S	106.894	108.605	89.563	93.010	105.041	100.895
6	T	16.7300	22.5931	20.1804	13.6054	13.7179	86.8268
	S	109.099	108.672	89.195	92.009	105.569	101.125
7	T	16.8458	22.5894	20.0422	13.5572	13.7130	86.7476
	S	108.349	108.689	89.810	92.336	105.606	101.218
8	T	16.7926	22.6186	20.0466	13.7070	13.6995	86.8643
	S	108.692	108.549	89.791	91.327	105.711	101.082
9	T	16.7411	22.6315	20.1863	13.5643	13.7198	86.8430
	S	109.027	108.487	89.169	92.288	105.554	101.107
10	T	16.7739	22.6477	20.1299	13.5256	13.7271	86.8042
	S	108.814	108.410	89.419	92.552	105.498	101.152
11	T	16.7669	22.6470	19.9824	13.5467	13.7500	86.6930
	S	108.859	108.413	90.079	92.408	105.322	101.282
12	T	16.7158	22.5859	20.1791	13.5667	13.7623	86.8098
	S	109.192	108.706	89.201	92.271	105.228	101.145
13	T	16.7224	22.5371	20.1732	13.6101	13.7741	86.8169
	S	109.149	108.942	89.227	91.977	105.138	101.137
14	T	16.9363	22.6136	20.3011	13.6560	13.7869	87.2939
	S	107.770	108.573	88.665	91.668	105.040	100.584
15	T	16.7713	22.5674	20.5686	13.6595	13.9071	87.4739
	S	108.830	108.795	87.512	91.645	104.133	100.377
16	T	16.8085	22.6299	20.0969	13.5995	13.7230	86.8578
	S	108.590	108.495	89.566	92.049	105.530	101.089
17	T	16.7585	22.7031	20.5924	13.5218	13.7584	87.3342
	S	108.914	108.145	87.411	92.578	105.258	100.538
18	T	16.8259	22.7439	20.1758	13.5124	13.7210	86.9790
	S	108.477	107.951	89.216	92.642	105.545	100.949
19	T	16.6892	22.5937	20.2410	13.5695	13.7882	86.8816
	S	109.366	108.669	88.928	92.252	105.031	101.062

Event: Cooper Tires USF2000 Indy GP
Track: Indianapolis Motor Speedway RC
Report: Section Data Report
Session: Race 3

Rounds 7/8/9
2.439 mile(s)

USF2000 Championship
September 4, 2020



Section Data for Car 16 - Pierson, Josh (R)

Lap	T/SF to I2	I2 to I4	I4 to I6	I6 to I8	I8 to SF	Lap	
20	T	16.7004	22.6714	20.3550	13.8590	14.0143	87.6001
	S	109.292	108.296	88.430	90.325	103.336	100.233
21	T	20.6731					
	S	88.290					

Event: Cooper Tires USF2000 Indy GP
Track: Indianapolis Motor Speedway RC
Report: Section Data Report
Session: Race 3

Rounds 7/8/9
2.439 mile(s)



USF2000 Championship
September 4, 2020

Section Data for Car 18 - Garg, Bijoy (R)

Lap	T/SF to I2	I2 to I4	I4 to I6	I6 to I8	I8 to SF	Lap	
1	T	19.8848	22.6680	20.5088	13.5652	13.6096	90.2364
	S	91.790	108.312	87.767	92.282	106.409	97.304
2	T	17.0265	22.5240	20.3103	13.5271	13.7068	87.0947
	S	107.199	109.005	88.625	92.542	105.654	100.814
3	T	16.7415	22.5428	20.2693	13.5390	13.7887	86.8813
	S	109.024	108.914	88.804	92.460	105.027	101.062
4	T	16.8607	22.7681	20.2948	13.5158	13.8138	87.2532
	S	108.253	107.836	88.693	92.619	104.836	100.631
5	T	16.7541	22.6242	20.2045	13.4581	13.8114	86.8523
	S	108.942	108.522	89.089	93.016	104.854	101.096
6	T	17.1531	22.7439	20.1597	13.5109	13.7887	87.3563
	S	106.408	107.951	89.287	92.652	105.027	100.512
7	T	17.0552	22.6935	20.6228	13.4599	13.8242	87.6556
	S	107.019	108.191	87.282	93.004	104.757	100.169
8	T	16.8634	22.8108	20.6546	13.4845	13.7974	87.6107
	S	108.236	107.634	87.148	92.834	104.960	100.221
9	T	16.6692	22.5005	20.1670	13.4476	13.7170	86.5013
	S	109.497	109.119	89.255	93.089	105.576	101.506
10	T	16.7219	22.6171	20.3341	13.6058	13.7785	87.0574
	S	109.152	108.556	88.521	92.006	105.104	100.858
11	T	17.0812	22.8514	20.6931	13.9671	13.7274	88.3202
	S	106.856	107.443	86.986	89.626	105.496	99.416
12	T	16.8284	22.6237	20.2794	13.5761	13.7512	87.0588
	S	108.461	108.525	88.760	92.207	105.313	100.856
13	T	16.8554	23.5579	20.8689	13.5603	13.8237	88.6662
	S	108.287	104.221	86.253	92.315	104.761	99.028
14	T	16.8327	22.5286	20.2202	13.5155	13.8017	86.8987
	S	108.433	108.983	89.020	92.621	104.928	101.042
15	T	16.8092	22.5043	20.2543	13.5316	13.7646	86.8640
	S	108.585	109.100	88.870	92.511	105.211	101.082
16	T	16.8180	22.6345	20.2554	13.4697	13.7424	86.9200
	S	108.528	108.473	88.865	92.936	105.381	101.017
17	T	16.7751	22.7271	20.3263	13.6597	13.7645	87.2527
	S	108.806	108.031	88.555	91.643	105.211	100.632
18	T	17.0436	23.0373	20.7400	14.5720	13.7368	89.1297
	S	107.092	106.576	86.789	85.906	105.424	98.513
19	T	16.7496	22.5599	20.4037	13.4939	13.8314	87.0385
	S	108.971	108.831	88.219	92.769	104.702	100.879

Event: Cooper Tires USF2000 Indy GP
Track: Indianapolis Motor Speedway RC
Report: Section Data Report
Session: Race 3

Rounds 7/8/9
2.439 mile(s)

USF2000 Championship
September 4, 2020



Section Data for Car 18 - Garg, Bijoy (R)

Lap	T/SF to I2	I2 to I4	I4 to I6	I6 to I8	I8 to SF	Lap	
20	T	16.8245	22.5901	20.6462	13.6099	13.7981	87.4688
	S	108.486	108.686	87.183	91.978	104.955	100.383
21	T	19.8512					
	S	91.945					

Event: Cooper Tires USF2000 Indy GP
Track: Indianapolis Motor Speedway RC
Report: Section Data Report
Session: Race 3

Rounds 7/8/9
2.439 mile(s)



USF2000 Championship
September 4, 2020

Section Data for Car 2 - Green, Josh (R)

Lap	T/SF to I2	I2 to I4	I4 to I6	I6 to I8	I8 to SF	Lap	
1	T	19.1300	22.6261	20.5541	13.6048	13.6799	89.5949
	S	95.412	108.513	87.574	92.013	105.862	98.001
2	T	16.7358	22.5072	20.2024	13.6685	13.7170	86.8309
	S	109.061	109.086	89.098	91.584	105.576	101.121
3	T	16.6232	22.6431	20.1382	13.5031	13.6935	86.6011
	S	109.800	108.432	89.382	92.706	105.757	101.389
4	T	16.7264	22.8126	20.2134	13.5046	13.7387	86.9957
	S	109.123	107.626	89.050	92.696	105.409	100.929
5	T	16.6586	22.6247	20.1391	13.5064	13.7189	86.6477
	S	109.567	108.520	89.378	92.683	105.561	101.334
6	T	16.5616	22.5445	20.2334	13.4308	13.7710	86.5413
	S	110.208	108.906	88.962	93.205	105.162	101.459
7	T	16.5675	22.6423	20.2620	13.5126	13.7924	86.7768
	S	110.169	108.435	88.836	92.641	104.999	101.184
8	T	16.6339	22.6603	20.0806	13.3715	13.8043	86.5506
	S	109.729	108.349	89.639	93.618	104.908	101.448
9	T	16.5812	22.6154	20.0599	13.4628	13.7752	86.4945
	S	110.078	108.564	89.731	92.983	105.130	101.514
10	T	16.9037	22.7915	20.1850	13.4672	13.7639	87.1113
	S	107.978	107.726	89.175	92.953	105.216	100.795
11	T	16.7253	22.6331	20.0949	13.4396	13.7290	86.6219
	S	109.130	108.479	89.575	93.144	105.483	101.365
12	T	16.6495	22.5711	20.1350	13.4474	13.7588	86.5618
	S	109.627	108.777	89.397	93.090	105.255	101.435
13	T	16.6621	22.5452	20.0891	13.4118	13.7431	86.4513
	S	109.544	108.902	89.601	93.337	105.375	101.565
14	T	16.6238	22.5652	20.0924	13.4727	13.7102	86.4643
	S	109.796	108.806	89.586	92.915	105.628	101.549
15	T	16.7213	22.6370	20.0628	13.4869	13.8208	86.7288
	S	109.156	108.461	89.718	92.817	104.783	101.240
16	T	17.2220	22.6812	20.1871	13.4723	13.7044	87.2670
	S	105.982	108.249	89.166	92.918	105.673	100.615
17	T	16.7081	22.6476	20.0901	13.4759	13.6496	86.5713
	S	109.242	108.410	89.596	92.893	106.097	101.424
18	T	16.5840	22.7397	20.2137	13.5327	13.7219	86.7920
	S	110.060	107.971	89.049	92.503	105.538	101.166
19	T	16.7885	22.6406	20.1879	13.5296	13.7115	86.8581
	S	108.719	108.444	89.162	92.524	105.618	101.089

Event: Cooper Tires USF2000 Indy GP
Track: Indianapolis Motor Speedway RC
Report: Section Data Report
Session: Race 3

Rounds 7/8/9
2.439 mile(s)



USF2000 Championship
September 4, 2020

Section Data for Car 2 - Green, Josh (R)

Lap	T/SF to I2	I2 to I4	I4 to I6	I6 to I8	I8 to SF	Lap	
20	T	16.6108	22.7841	20.3394	13.8275	13.7817	87.3435
	S	109.882	107.761	88.498	90.531	105.080	100.527
21	T	18.5663					
	S	98.309					

Event: Cooper Tires USF2000 Indy GP
Track: Indianapolis Motor Speedway RC
Report: Section Data Report
Session: Race 3

Rounds 7/8/9
2.439 mile(s)



USF2000 Championship
September 4, 2020

Section Data for Car 20 - Sikes, Simon (R)

Lap	T/SF to I2	I2 to I4	I4 to I6	I6 to I8	I8 to SF	Lap	
1	T	19.1011	22.6403	20.4435	13.5344	13.5314	89.2507
	S	95.556	108.445	88.048	92.492	107.024	98.379
2	T	17.0565	22.5349	20.1866	13.5697	13.5368	86.8845
	S	107.011	108.952	89.168	92.251	106.981	101.058
3	T	16.5716	22.4760	20.1842	13.8801	13.6189	86.7308
	S	110.142	109.238	89.179	90.188	106.336	101.237
4	T	16.7396	22.5403	20.2518	13.5517	13.7735	86.8569
	S	109.036	108.926	88.881	92.374	105.143	101.090
5	T	16.6301	22.5272	20.2842	13.6343	13.6315	86.7073
	S	109.754	108.989	88.739	91.814	106.238	101.265
6	T	16.6616	22.5898	20.0548	13.5532	13.7127	86.5721
	S	109.547	108.687	89.754	92.363	105.609	101.423
7	T	16.6709	22.5322	20.0946			102.5699
	S	109.486	108.965	89.576			85.604
8	T		22.5906	20.1309	13.5198	13.6268	91.3383
	S		108.684	89.415	92.591	106.275	96.131
9	T	16.7983	22.6500	20.2103	13.4450	13.6295	86.7331
	S	108.655	108.399	89.063	93.107	106.253	101.235
10	T	16.7761	22.6172	20.2787	13.5215	13.6640	86.8575
	S	108.799	108.556	88.763	92.580	105.985	101.090
11	T	16.8301	22.6354	20.1775	13.4393	13.7142	86.7965
	S	108.450	108.468	89.208	93.146	105.597	101.161
12	T	16.8472	22.5148	20.1701	13.4946	13.6661	86.6928
	S	108.340	109.049	89.241	92.764	105.969	101.282
13	T	16.7392	22.4776	20.0829	13.5447	13.6050	86.4494
	S	109.039	109.230	89.628	92.421	106.445	101.567
14	T	17.1339	22.7093	20.3491	13.4601	13.6907	87.3431
	S	106.527	108.115	88.456	93.002	105.779	100.528
15	T	16.8119	22.5194	20.2219	13.5013	13.6942	86.7487
	S	108.568	109.027	89.012	92.718	105.751	101.217
16	T	16.7757	22.5766	20.1937	13.6798	13.6335	86.8593
	S	108.802	108.751	89.137	91.509	106.222	101.088
17	T	16.7490	22.6262	20.4724	13.8415	13.6317	87.3208
	S	108.975	108.513	87.923	90.439	106.236	100.553
18	T	17.0965	23.0124	20.1515	13.6189	13.5644	87.4437
	S	106.760	106.691	89.323	91.918	106.763	100.412
19	T	16.7235	23.0996	20.1704	13.5847	13.6025	87.1807
	S	109.141	106.289	89.240	92.149	106.464	100.715

Event: Cooper Tires USF2000 Indy GP
Track: Indianapolis Motor Speedway RC
Report: Section Data Report
Session: Race 3

Rounds 7/8/9
2.439 mile(s)

USF2000 Championship
September 4, 2020



Section Data for Car 20 - Sikes, Simon (R)

Lap	T/SF to I2	I2 to I4	I4 to I6	I6 to I8	I8 to SF	Lap	
20	T	16.7355	22.6779	20.4724	13.4985	13.5793	86.9636
	S	109.063	108.265	87.923	92.738	106.646	100.966

Event: Cooper Tires USF2000 Indy GP
Track: Indianapolis Motor Speedway RC
Report: Section Data Report
Session: Race 3

Rounds 7/8/9
2.439 mile(s)



USF2000 Championship
September 4, 2020

Section Data for Car 21 - Sundaramoorthy, Yuven

Lap	T/SF to I2	I2 to I4	I4 to I6	I6 to I8	I8 to SF	Lap	
1	T	20.6911	23.7175	20.8668	13.9099	13.6429	92.8282
	S	88.213	103.520	86.261	89.995	106.149	94.588
2	T	17.7697	22.5374	20.1582	13.5106	13.7041	87.6800
	S	102.716	108.940	89.294	92.655	105.675	100.141
3	T	16.7245	22.6253	20.1048	13.5750	13.7548	86.7844
	S	109.135	108.517	89.531	92.215	105.286	101.175
4	T	16.6053	22.6647	20.1037	13.4182	13.7094	86.5013
	S	109.918	108.328	89.536	93.293	105.634	101.506
5	T	16.7688	22.7408	20.0769	13.4913	13.7172	86.7950
	S	108.847	107.966	89.655	92.787	105.574	101.163
6	T	16.6433	22.6715	20.1446	13.4999	13.7625	86.7218
	S	109.667	108.296	89.354	92.728	105.227	101.248
7	T	16.6333	22.7724	20.2173	13.5329	13.7194	86.8753
	S	109.733	107.816	89.033	92.502	105.557	101.069
8	T	16.7188	22.6972	20.4628	13.6840	13.6977	87.2605
	S	109.172	108.173	87.965	91.480	105.724	100.623
9	T	16.8405	22.7279	20.2558	13.4565	13.6961	86.9768
	S	108.383	108.027	88.863	93.027	105.737	100.951
10	T	16.8853	22.8503	20.4318	13.5567	13.7453	87.4694
	S	108.096	107.448	88.098	92.339	105.358	100.383
11	T	16.7949	22.8305	20.3117	13.5741	13.7281	87.2393
	S	108.677	107.542	88.619	92.221	105.490	100.647
12	T	16.7556	22.5585	20.5010	13.5397	13.8172	87.1720
	S	108.932	108.838	87.801	92.455	104.810	100.725
13	T	16.7802	22.9136	21.2797	13.6976	13.8803	88.5514
	S	108.773	107.152	84.588	91.390	104.334	99.156
14	T	16.8176	22.7308	20.3194	13.5058	13.7497	87.1233
	S	108.531	108.013	88.585	92.687	105.325	100.781
15	T	16.7330	22.6913	20.2386	13.5093	13.7831	86.9553
	S	109.079	108.201	88.939	92.663	105.069	100.976
16	T	16.6829	22.5716	20.1813	13.5431	13.7176	86.6965
	S	109.407	108.775	89.191	92.432	105.571	101.277
17	T	16.8919	22.8195	26.1640			93.6110
	S	108.053	107.593	68.797			93.797
18	T	16.7602	22.8482	20.2362	13.5318	13.7096	87.0860
	S	108.902	107.458	88.950	92.509	105.633	100.824
19	T	16.7162	22.7764	20.2392	13.5521	13.7540	87.0379
	S	109.189	107.797	88.936	92.371	105.292	100.880

Event: Cooper Tires USF2000 Indy GP
Track: Indianapolis Motor Speedway RC
Report: Section Data Report
Session: Race 3

Rounds 7/8/9
2.439 mile(s)



USF2000 Championship
September 4, 2020

Section Data for Car 21 - Sundaramoorthy, Yuven

Lap	T/SF to I2	I2 to I4	I4 to I6	I6 to I8	I8 to SF	Lap	
20	T	16.8659	22.8610	20.5365	13.7281	13.6876	87.6791
	S	108.220	107.398	87.649	91.187	105.802	100.142
21	T	18.3145					
	S	99.660					

Event: Cooper Tires USF2000 Indy GP
Track: Indianapolis Motor Speedway RC
Report: Section Data Report
Session: Race 3

Rounds 7/8/9
2.439 mile(s)



USF2000 Championship
September 4, 2020

Section Data for Car 22 - Barrichello, Eduardo

Lap	T/SF to I2	I2 to I4	I4 to I6	I6 to I8	I8 to SF	Lap	
1	T	18.4393	22.5980	20.0565	13.5268	13.6768	88.2974
	S	98.986	108.648	89.746	92.544	105.886	99.441
2	T	16.8099	22.5636	19.9369	13.3735	13.7405	86.4244
	S	108.580	108.814	90.285	93.604	105.395	101.596
3	T	17.2866	22.9539	21.1087	13.9871	13.5985	88.9348
	S	105.586	106.963	85.273	89.498	106.496	98.729
4	T	16.7386	22.4402	20.2521	13.4535	13.7238	86.6082
	S	109.043	109.412	88.880	93.048	105.523	101.381
5	T	16.5651	22.5190	20.1191	13.4549	13.7231	86.3812
	S	110.185	109.029	89.467	93.038	105.529	101.647
6	T	16.5783	22.6288	20.2323	13.4223	13.7562	86.6179
	S	110.097	108.500	88.967	93.264	105.275	101.369
7	T	16.6241	22.6203	20.1263	13.4410	13.7524	86.5641
	S	109.794	108.541	89.435	93.134	105.304	101.432
8	T	16.6101	22.5719	20.2286	13.4342	13.7973	86.6421
	S	109.887	108.774	88.983	93.181	104.961	101.341
9	T	16.5976	22.5841	20.0579	13.4341	13.7211	86.3948
	S	109.969	108.715	89.740	93.182	105.544	101.631
10	T	16.6850	22.6571	20.1044	13.4305	13.7707	86.6477
	S	109.393	108.365	89.533	93.207	105.164	101.334
11	T	16.6029	22.6040	20.0865	13.4986	13.7401	86.5321
	S	109.934	108.619	89.612	92.737	105.398	101.470
12	T	16.7229	22.6157	20.2387	13.4922	13.8027	86.8722
	S	109.145	108.563	88.939	92.781	104.920	101.073
13	T	16.6933	22.6802	20.1363	13.4723	13.7769	86.7590
	S	109.339	108.254	89.391	92.918	105.117	101.204
14	T	16.6717	22.5395	20.0844	13.4493	13.7380	86.4829
	S	109.481	108.930	89.622	93.077	105.414	101.528
15	T	16.6995	22.5317	20.1771	13.4498	13.7895	86.6476
	S	109.298	108.968	89.210	93.073	105.021	101.335
16	T	16.6704	22.5789	20.1302	13.4240	13.7387	86.5422
	S	109.489	108.740	89.418	93.252	105.409	101.458
17	T	16.7191	22.6282	20.1541	14.0241	13.8443	87.3698
	S	109.170	108.503	89.312	89.262	104.605	100.497
18	T	16.7130	22.6303	20.2263	13.5561	13.6928	86.8185
	S	109.210	108.493	88.993	92.344	105.762	101.135
19	T	16.6594	22.7260	20.4624	13.4474	13.6974	86.9926
	S	109.561	108.036	87.966	93.090	105.727	100.933

Event: Cooper Tires USF2000 Indy GP
Track: Indianapolis Motor Speedway RC
Report: Section Data Report
Session: Race 3

Rounds 7/8/9
2.439 mile(s)

USF2000 Championship
September 4, 2020



Section Data for Car 22 - Barrichello, Eduardo

Lap	T/SF to I2	I2 to I4	I4 to I6	I6 to I8	I8 to SF	Lap	
20	T	16.6955	22.6824	20.7923	14.1731	14.2384	88.5817
	S	109.325	108.244	86.571	88.324	101.710	99.122
21	T	19.6171					
	S	93.043					

Event: Cooper Tires USF2000 Indy GP
 Track: Indianapolis Motor Speedway RC
 Report: Section Data Report
 Session: Race 3

Rounds 7/8/9
 2.439 mile(s)



USF2000 Championship
 September 4, 2020

Section Data for Car 23 - Round-Garrido, Matt

Lap	T/SF to I2	I2 to I4	I4 to I6	I6 to I8	I8 to SF	Lap	
1	T	19.3921	22.7561	20.3956	13.6462	13.6805	89.8705
	S	94.122	107.893	88.254	91.734	105.857	97.701
2	T	16.7612	22.6431	20.2446	13.6170	13.6862	86.9521
	S	108.896	108.432	88.913	91.931	105.813	100.980
3	T	16.7429	22.6712	20.1699	13.6220	13.7444	86.9504
	S	109.015	108.297	89.242	91.897	105.365	100.982
4	T	16.7339	22.7603	20.0680	13.5549	13.6979	86.8150
	S	109.074	107.873	89.695	92.352	105.723	101.139
5	T	16.7151	22.6338	20.1271	13.6876	13.7580	86.9216
	S	109.196	108.476	89.432	91.456	105.261	101.015
6	T	16.7461	22.8760	20.2591	13.6687	13.8434	87.3933
	S	108.994	107.328	88.849	91.583	104.612	100.470
7	T	17.1297	22.6954	20.2633	13.6299	13.6922	87.4105
	S	106.553	108.182	88.831	91.844	105.767	100.450
8	T	16.7423	22.7957	20.1394	13.6055	13.7397	87.0226
	S	109.019	107.706	89.377	92.008	105.401	100.898
9	T	16.7556	22.6836	20.2214	13.5781	13.7394	86.9781
	S	108.932	108.238	89.015	92.194	105.404	100.950
10	T	16.9857	22.7244	20.3031	13.6675	13.8207	87.5014
	S	107.457	108.044	88.656	91.591	104.784	100.346
11	T	17.0985	23.0813	20.6522	13.5795	13.7264	88.1379
	S	106.748	106.373	87.158	92.184	105.503	99.621
12	T	16.8313	22.6805	20.2800	13.6122	13.7166	87.1206
	S	108.442	108.253	88.757	91.963	105.579	100.784
13	T	17.1181	23.2561	20.2521	13.5529	13.8075	87.9867
	S	106.626	105.573	88.880	92.365	104.884	99.792
14	T	16.7335	22.6747	20.2556	13.5278	13.7439	86.9355
	S	109.076	108.280	88.864	92.537	105.369	100.999
15	T	16.8579	22.7452	20.1377	13.5504	13.7323	87.0235
	S	108.271	107.945	89.385	92.382	105.458	100.897
16	T	16.7913	22.6689	20.2182	13.6067	13.8147	87.0998
	S	108.701	108.308	89.029	92.000	104.829	100.808
17	T	17.1112	22.7788	20.3124	13.7057	13.7809	87.6890
	S	106.669	107.786	88.616	91.336	105.086	100.131
18	T	17.3993	23.1854	20.6413	13.7255	13.7883	88.7398
	S	104.902	105.895	87.204	91.204	105.030	98.945
19	T	16.8396	22.7502	20.2957	13.6485	13.7663	87.3003
	S	108.389	107.921	88.689	91.718	105.198	100.577

Event: Cooper Tires USF2000 Indy GP
Track: Indianapolis Motor Speedway RC
Report: Section Data Report
Session: Race 3

Rounds 7/8/9
2.439 mile(s)



USF2000 Championship
September 4, 2020

Section Data for Car 23 - Round-Garrido, Matt

Lap	T/SF to I2	I2 to I4	I4 to I6	I6 to I8	I8 to SF	Lap	
20	T	16.8561	22.7692	20.3483	13.6593	13.6986	87.3315
	S	108.283	107.831	88.459	91.646	105.718	100.541
21	T	22.0119					
	S	82.920					

Event: Cooper Tires USF2000 Indy GP
Track: Indianapolis Motor Speedway RC
Report: Section Data Report
Session: Race 3

Rounds 7/8/9
2.439 mile(s)



USF2000 Championship
September 4, 2020

Section Data for Car 24 - Myers, Michael (R)

Lap	T/SF to I2	I2 to I4	I4 to I6	I6 to I8	I8 to SF	Lap	
1	T	20.7760	23.3843	22.3013	14.1843	13.8585	94.5044
	S	87.853	104.995	80.713	88.254	104.498	92.910
2	T	17.6092	22.5395	20.4232	14.2759	13.8941	88.7419
	S	103.652	108.930	88.135	87.688	104.230	98.943
3	T	16.9321	22.5953	20.3450	13.9481	13.6507	87.4712
	S	107.797	108.661	88.474	89.748	106.088	100.380
4	T	17.3099	22.5808	20.4539	13.7671	13.7368	87.8485
	S	105.444	108.731	88.003	90.928	105.424	99.949
5	T	17.4359	22.6965	20.6681	13.5726	13.6806	88.0537
	S	104.682	108.176	87.091	92.231	105.857	99.716
6	T	16.8218	22.6955	20.2786	13.7011	13.6802	87.1772
	S	108.504	108.181	88.764	91.366	105.860	100.719
7	T	17.1589	22.6983	20.6029	13.6541	13.6854	87.7996
	S	106.372	108.168	87.366	91.681	105.819	100.005
8	T	16.7743	22.6107	20.3765	13.7195	13.7212	87.2022
	S	108.811	108.587	88.337	91.244	105.543	100.690
9	T	17.0386	22.7627	20.2268	13.5869	13.7506	87.3656
	S	107.123	107.862	88.991	92.134	105.318	100.502
10	T	16.9222	22.5519	20.4092	13.5984	13.7282	87.2099
	S	107.860	108.870	88.196	92.056	105.490	100.681
11	T	16.8268	22.6981	20.3389	13.6572	13.7942	87.3152
	S	108.471	108.169	88.500	91.660	104.985	100.560
12	T	16.7851	22.5934	20.2018	13.6974	13.7378	87.0155
	S	108.741	108.670	89.101	91.391	105.416	100.906
13	T	16.9331	22.5733	20.5038	13.6648	13.6981	87.3731
	S	107.790	108.767	87.789	91.609	105.721	100.493
14	T	16.8487	22.6797	20.3368	13.6901	13.7359	87.2912
	S	108.330	108.257	88.510	91.440	105.430	100.587
15	T	17.4785	22.6151	20.2318	13.8465	13.6286	87.8005
	S	104.427	108.566	88.969	90.407	106.260	100.004
16	T	17.4826	22.6374	20.8346	13.8525	13.6999	88.5070
	S	104.403	108.459	86.395	90.368	105.707	99.206
17	T	17.1236	22.7444	21.2615	13.7801	13.6561	88.5657
	S	106.591	107.949	84.660	90.842	106.047	99.140
18	T	17.3697	23.5371	20.3683	13.5624	13.5905	88.4280
	S	105.081	104.313	88.373	92.301	106.558	99.294
19	T	16.8505	22.6309	20.4831	13.7883	13.7061	87.4589
	S	108.319	108.490	87.877	90.788	105.660	100.395

Event: Cooper Tires USF2000 Indy GP
Track: Indianapolis Motor Speedway RC
Report: Section Data Report
Session: Race 3

Rounds 7/8/9
2.439 mile(s)

USF2000 Championship
September 4, 2020



Section Data for Car 24 - Myers, Michael (R)

Lap	T/SF to I2	I2 to I4	I4 to I6	I6 to I8	I8 to SF	Lap	
20	T	16.9403	22.7335	20.4140	13.6167	13.7038	87.4083
	S	107.745	108.000	88.175	91.933	105.677	100.453

Event: Cooper Tires USF2000 Indy GP
Track: Indianapolis Motor Speedway RC
Report: Section Data Report
Session: Race 3

Rounds 7/8/9
2.439 mile(s)



USF2000 Championship
September 4, 2020

Section Data for Car 3 - Gold, Reece

Lap	T/SF to I2	I2 to I4	I4 to I6	I6 to I8	I8 to SF	Lap	
1	T	18.9236	22.5063	20.2684	13.4283	13.6295	88.7561
	S	96.452	109.091	88.808	93.222	106.253	98.927
2	T	16.7601	22.5746	19.9925	13.4512	13.6371	86.4155
	S	108.903	108.761	90.034	93.064	106.194	101.607
3	T	16.6117	22.7124	20.1959	13.3638	13.7223	86.6061
	S	109.876	108.101	89.127	93.672	105.535	101.383
4	T	16.6273	22.5348	19.9005	13.4203	13.7496	86.2325
	S	109.773	108.953	90.450	93.278	105.325	101.822
5	T	16.6337	22.5856	19.9192	13.4465	13.7140	86.2990
	S	109.731	108.708	90.365	93.096	105.599	101.744
6	T	16.5511	22.5974	20.0115	13.3482	13.7702	86.2784
	S	110.278	108.651	89.948	93.782	105.168	101.768
7	T	16.5682	22.5887	19.9897	13.3933	13.7345	86.2744
	S	110.164	108.693	90.046	93.466	105.441	101.773
8	T	16.5407	22.7638	19.9630	13.3943	13.8040	86.4658
	S	110.348	107.857	90.167	93.459	104.910	101.548
9	T	16.6119	22.5773	19.9926	13.3994	13.7001	86.2813
	S	109.875	108.748	90.033	93.423	105.706	101.765
10	T	16.6292	22.6269	20.0400	13.4240	13.7637	86.4838
	S	109.760	108.509	89.820	93.252	105.217	101.527
11	T	16.6400	22.5630	19.9344	13.3670	13.7389	86.2433
	S	109.689	108.817	90.296	93.650	105.407	101.810
12	T	16.5960	22.6068	20.0324	13.5368	13.7925	86.5645
	S	109.980	108.606	89.854	92.475	104.998	101.432
13	T	16.7927	22.5426	20.1090	13.4126	13.6952	86.5521
	S	108.692	108.915	89.512	93.332	105.744	101.446
14	T	16.6598	22.7764	19.9026	13.4599	13.7955	86.5942
	S	109.559	107.797	90.440	93.004	104.975	101.397
15	T	16.6523	22.5945	20.0042	13.4483	13.7103	86.4096
	S	109.608	108.665	89.981	93.084	105.627	101.614
16	T	16.6580	22.5722	19.9647	13.3651	13.7612	86.3212
	S	109.571	108.772	90.159	93.663	105.237	101.718
17	T	16.7399	22.6341	19.9092	13.3671	13.7739	86.4242
	S	109.035	108.475	90.410	93.649	105.140	101.597
18	T	16.6511	22.6147	19.9983	13.3591	13.7478	86.3710
	S	109.616	108.568	90.008	93.705	105.339	101.659
19	T	16.6296	22.5455	20.0318	13.4110	13.7472	86.3651
	S	109.758	108.901	89.857	93.343	105.344	101.666

Event: Cooper Tires USF2000 Indy GP
Track: Indianapolis Motor Speedway RC
Report: Section Data Report
Session: Race 3

Rounds 7/8/9
2.439 mile(s)

USF2000 Championship
September 4, 2020



Section Data for Car 3 - Gold, Reece

Lap	T/SF to I2	I2 to I4	I4 to I6	I6 to I8	I8 to SF	Lap	
20	T	16.6077	22.7514	20.1903	13.5765	13.7554	86.8813
	S	109.902	107.915	89.152	92.205	105.281	101.062
21	T	19.3172					
	S	94.487					

Event: Cooper Tires USF2000 Indy GP
Track: Indianapolis Motor Speedway RC
Report: Section Data Report
Session: Race 3

Rounds 7/8/9
2.439 mile(s)



USF2000 Championship
September 4, 2020

Section Data for Car 4 - d'Orlando, Michael

Lap	T/SF to I2	I2 to I4	I4 to I6	I6 to I8	I8 to SF	Lap	
1	T	21.0478	23.2738	21.1734	14.1036	13.8932	93.4918
	S	86.718	105.493	85.012	88.759	104.237	93.916
2	T	17.5396	23.0729	20.8232			161.5282
	S	104.063	106.412	86.442			54.358
3	T		24.0660	20.6038	13.5573	13.6856	97.2502
	S		102.021	87.363	92.335	105.818	90.287
4	T	16.7124	22.5369	20.3197	13.5330	13.6408	86.7428
	S	109.214	108.943	88.584	92.501	106.165	101.223
5	T	16.6643	22.6549	19.9957	13.6730	13.6313	86.6192
	S	109.529	108.375	90.019	91.554	106.239	101.368
6	T	16.6572	22.5317	19.8476	13.4779	13.6122	86.1266
	S	109.576	108.968	90.691	92.879	106.389	101.948
7	T	16.6096	22.5331	19.8551	13.3561	13.6911	86.0450
	S	109.890	108.961	90.657	93.726	105.775	102.044
8	T	16.6652	22.5289	19.8683	13.4820	13.6403	86.1847
	S	109.523	108.981	90.597	92.851	106.169	101.879
9	T	16.8477	22.6791	20.2821	13.5277	13.6631	86.9997
	S	108.337	108.259	88.748	92.537	105.992	100.924
10	T	16.7062	22.6068	20.1839	13.5165	13.6572	86.6706
	S	109.254	108.606	89.180	92.614	106.038	101.308
11	T	16.6512	22.5748	20.0803	13.5350	13.6971	86.5384
	S	109.615	108.760	89.640	92.487	105.729	101.462
12	T	16.7192	22.5252	20.1422	13.4879	13.7310	86.6055
	S	109.170	108.999	89.365	92.810	105.468	101.384
13	T	16.6868	22.5295	19.9596	13.5173	13.7081	86.4013
	S	109.382	108.978	90.182	92.609	105.644	101.623
14	T	16.7153	22.4733	20.0813	13.5931	13.7072	86.5702
	S	109.195	109.251	89.636	92.092	105.651	101.425
15	T	16.6102	22.6353	19.9855	13.4956	13.6634	86.3900
	S	109.886	108.469	90.065	92.758	105.990	101.637
16	T	16.7182	22.6425	19.8990	13.4442	13.6703	86.3742
	S	109.176	108.434	90.457	93.112	105.936	101.655
17	T	16.6364	22.6675	20.0899	13.5469	13.7393	86.6800
	S	109.713	108.315	89.597	92.406	105.404	101.297
18	T	16.6424	22.6541	20.3862	13.6286	13.6537	86.9650
	S	109.673	108.379	88.295	91.852	106.065	100.965
19	T	16.7033	22.5847	20.5096	14.2329	14.0433	88.0738
	S	109.273	108.712	87.764	87.952	103.123	99.694

Event: Cooper Tires USF2000 Indy GP
Track: Indianapolis Motor Speedway RC
Report: Section Data Report
Session: Race 3

Rounds 7/8/9
2.439 mile(s)

USF2000 Championship
September 4, 2020



Section Data for Car 4 - d'Orlando, Michael

Lap	T/SF to I2	I2 to I4	I4 to I6	I6 to I8	I8 to SF	Lap
20	T	18.2186				
	S	100.185				

Event: Cooper Tires USF2000 Indy GP
 Track: Indianapolis Motor Speedway RC
 Report: Section Data Report
 Session: Race 3

Rounds 7/8/9
 2.439 mile(s)



USF2000 Championship
 September 4, 2020

Section Data for Car 40 - Miller, Jack William

Lap	T/SF to I2	I2 to I4	I4 to I6	I6 to I8	I8 to SF	Lap	
1	T	18.8671	22.6199	20.0427	13.4504	13.6859	88.6660
	S	96.741	108.543	89.808	93.069	105.816	99.028
2	T	16.6870	22.3314	20.0352	13.4655	13.5943	86.1134
	S	109.380	109.945	89.842	92.965	106.529	101.963
3	T	16.8436	22.5701	19.8332	13.3125	13.7460	86.3054
	S	108.363	108.782	90.757	94.033	105.353	101.736
4	T	16.7183	22.4252	19.7718	13.3088	13.8176	86.0417
	S	109.175	109.485	91.039	94.059	104.807	102.048
5	T	16.7990	22.5406	19.9224	13.3821	13.7241	86.3682
	S	108.651	108.925	90.351	93.544	105.521	101.662
6	T	16.5998	22.5457	19.9465	13.3879	13.8704	86.3503
	S	109.955	108.900	90.241	93.504	104.408	101.683
7	T	16.5974	22.5169	19.9813	13.3870	13.7240	86.2066
	S	109.971	109.039	90.084	93.510	105.522	101.853
8	T	16.6517	22.5796	20.1928	13.3812	13.8337	86.6390
	S	109.612	108.737	89.141	93.551	104.685	101.345
9	T	16.6124	22.5828	19.9602	13.3618	13.7941	86.3113
	S	109.871	108.721	90.179	93.686	104.986	101.729
10	T	16.6245	22.5007	19.9832	13.3708	13.7694	86.2486
	S	109.791	109.118	90.076	93.623	105.174	101.803
11	T	16.6130	22.5252	20.0476	13.3717	13.7481	86.3056
	S	109.867	108.999	89.786	93.617	105.337	101.736
12	T	16.5920	22.5564	20.0085	13.4299	13.7322	86.3190
	S	110.006	108.848	89.962	93.211	105.459	101.720
13	T	16.7424	22.4913	20.0600	13.4506	13.7949	86.5392
	S	109.018	109.163	89.731	93.068	104.980	101.462
14	T	16.7564	22.4723	19.9204	13.4490	13.7733	86.3714
	S	108.927	109.256	90.360	93.079	105.144	101.659
15	T	16.6893	22.5808	20.0713	13.4335	13.8301	86.6050
	S	109.365	108.731	89.680	93.186	104.712	101.384
16	T	16.8554	22.5365	20.1080	13.3186	13.8025	86.6210
	S	108.287	108.944	89.517	93.990	104.922	101.366
17	T	16.7284	22.6344	20.0345	13.3211	13.8387	86.5571
	S	109.109	108.473	89.845	93.973	104.647	101.441
18	T	16.7752	22.6134	20.0978	13.3271	13.8699	86.6834
	S	108.805	108.574	89.562	93.930	104.412	101.293
19	T	16.7036	22.5578	20.1170	13.3187	13.8652	86.5623
	S	109.271	108.842	89.477	93.990	104.447	101.434

Event: Cooper Tires USF2000 Indy GP
Track: Indianapolis Motor Speedway RC
Report: Section Data Report
Session: Race 3

Rounds 7/8/9
2.439 mile(s)

USF2000 Championship
September 4, 2020



Section Data for Car 40 - Miller, Jack William

Lap	T/SF to I2	I2 to I4	I4 to I6	I6 to I8	I8 to SF	Lap
20	T		20.8333	13.4100	13.7519	88.5557
	S		86.400	93.350	105.308	99.151
21	T	18.8626				
	S	96.764				

Event: Cooper Tires USF2000 Indy GP
 Track: Indianapolis Motor Speedway RC
 Report: Section Data Report
 Session: Race 3

Rounds 7/8/9
 2.439 mile(s)



USF2000 Championship
 September 4, 2020

Section Data for Car 41 - Kaeser, Max (R)

Lap	T/SF to I2	I2 to I4	I4 to I6	I6 to I8	I8 to SF	Lap	
1	T	20.8874	23.5243	20.6980	13.9318	13.7025	92.7440
	S	87.384	104.370	86.965	89.853	105.687	94.674
2	T	17.4198	22.7537	20.0874	13.5412	13.6829	87.4850
	S	104.779	107.905	89.608	92.445	105.839	100.365
3	T	16.6939	22.6439	20.2305	13.4107	13.7413	86.7203
	S	109.335	108.428	88.975	93.345	105.389	101.250
4	T	16.6481	22.6551	20.1955	13.3880	13.7688	86.6555
	S	109.636	108.374	89.129	93.503	105.179	101.325
5	T	16.6984	22.6736	20.0669	13.4601	13.7216	86.6206
	S	109.306	108.286	89.700	93.002	105.540	101.366
6	T	16.5496	22.7172	20.2073	13.5142	13.7528	86.7411
	S	110.288	108.078	89.077	92.630	105.301	101.225
7	T	16.6264	22.5787	20.4431	13.7041	13.7206	87.0729
	S	109.779	108.741	88.049	91.346	105.548	100.840
8	T	16.6445	22.6326	20.6369	13.6243	13.7631	87.3014
	S	109.659	108.482	87.222	91.881	105.222	100.576
9	T	16.7838	22.5628	20.3343	13.5067	13.6552	86.8428
	S	108.749	108.817	88.520	92.681	106.054	101.107
10	T	16.8398	22.8194	20.1448	13.5483	13.6892	87.0415
	S	108.388	107.594	89.353	92.397	105.790	100.876
11	T	16.8293	22.6214	20.3261	13.5299	13.7478	87.0545
	S	108.455	108.536	88.556	92.522	105.339	100.861
12	T	16.7605	22.5644	20.3517	13.5989	13.6689	86.9444
	S	108.901	108.810	88.445	92.053	105.947	100.989
13	T	16.9759	23.8631	20.3485	13.6632	13.7768	88.6275
	S	107.519	102.888	88.459	91.620	105.117	99.071
14	T	16.6068	22.5693	20.1475	13.6519	13.7017	86.6772
	S	109.908	108.786	89.341	91.696	105.694	101.300
15	T	16.7802	22.5308	20.2049	13.6871	13.6047	86.8077
	S	108.773	108.972	89.087	91.460	106.447	101.148
16	T	16.7404	22.6206	20.2912	13.5797	13.7233	86.9552
	S	109.031	108.539	88.708	92.183	105.527	100.976
17	T	17.0400	22.7273	20.4391	13.5872	13.6545	87.4481
	S	107.114	108.030	88.066	92.132	106.059	100.407
18	T	17.1336	22.8168	20.1082	13.4605	13.9289	87.4480
	S	106.529	107.606	89.516	92.999	103.970	100.407
19	T	16.9431	22.7536	20.2434	13.5821	13.7701	87.2923
	S	107.727	107.905	88.918	92.167	105.169	100.586

Event: Cooper Tires USF2000 Indy GP
Track: Indianapolis Motor Speedway RC
Report: Section Data Report
Session: Race 3

Rounds 7/8/9
2.439 mile(s)

USF2000 Championship
September 4, 2020



Section Data for Car 41 - Kaeser, Max (R)

Lap	T/SF to I2	I2 to I4	I4 to I6	I6 to I8	I8 to SF	Lap	
20	T	16.8978	22.7454	20.3226	13.5550	13.7495	87.2703
	S	108.016	107.944	88.571	92.351	105.326	100.612
21	T	17.6109					
	S	103.642					

Event: Cooper Tires USF2000 Indy GP
Track: Indianapolis Motor Speedway RC
Report: Section Data Report
Session: Race 3

Rounds 7/8/9
2.439 mile(s)



USF2000 Championship
September 4, 2020

Section Data for Car 44 - Brooks, Christian (R)

Lap	T/SF to I2	I2 to I4	I4 to I6	I6 to I8	I8 to SF	Lap	
1	T	18.7301	22.6489	20.1608	13.5150	13.6328	88.6876
	S	97.449	108.404	89.282	92.624	106.228	99.004
2	T	16.7719	22.5130	20.0509	13.5350	13.6236	86.4944
	S	108.827	109.058	89.772	92.487	106.299	101.514
3	T	16.6747	22.5550	20.4936	13.4227	13.7589	86.9049
	S	109.461	108.855	87.832	93.261	105.254	101.035
4	T	16.6847	22.4649	19.8522	13.3839	13.7342	86.1199
	S	109.395	109.292	90.670	93.532	105.443	101.956
5	T	16.6206	22.5202	19.9444	13.4423	13.6817	86.2092
	S	109.817	109.023	90.251	93.125	105.848	101.850
6	T	16.6375	22.5554	19.9885	13.3867	13.7457	86.3138
	S	109.706	108.853	90.052	93.512	105.355	101.726
7	T	16.6172	22.5044	20.0856	13.4826	13.6983	86.3881
	S	109.840	109.100	89.616	92.847	105.720	101.639
8	T	16.5671	22.5137	20.0223	13.5119	13.7524	86.3674
	S	110.172	109.055	89.900	92.646	105.304	101.663
9	T	16.6360	22.6686	20.0165	13.4895	13.7065	86.5171
	S	109.716	108.310	89.926	92.799	105.657	101.487
10	T	16.6688	22.6298	19.9606	13.4536	13.7297	86.4425
	S	109.500	108.495	90.178	93.047	105.478	101.575
11	T	16.6854	22.5850	20.0108	13.4264	13.7344	86.4420
	S	109.391	108.711	89.951	93.236	105.442	101.576
12	T	16.6299	22.5853	20.0736	13.4764	13.6969	86.4621
	S	109.756	108.709	89.670	92.890	105.731	101.552
13	T	16.7019	22.5164	20.0396	13.5385	13.6914	86.4878
	S	109.283	109.042	89.822	92.464	105.773	101.522
14	T	16.6682	22.5490	20.0268	13.4670	13.6967	86.4077
	S	109.504	108.884	89.880	92.954	105.732	101.616
15	T	16.6516	22.4711	20.0383	13.4523	13.7499	86.3632
	S	109.613	109.262	89.828	93.056	105.323	101.668
16	T	16.6441	22.5019	19.9955	13.4042	13.6951	86.2408
	S	109.662	109.112	90.020	93.390	105.745	101.813
17	T	16.6857	22.6224	20.1332	13.4467	13.7002	86.5882
	S	109.389	108.531	89.405	93.095	105.705	101.404
18	T	16.6668	22.6168	20.1086	13.4437	13.7723	86.6082
	S	109.513	108.558	89.514	93.116	105.152	101.381
19	T	16.6705	22.6387	20.0012	13.4008	13.7301	86.4413
	S	109.488	108.453	89.995	93.414	105.475	101.576

Event: Cooper Tires USF2000 Indy GP
Track: Indianapolis Motor Speedway RC
Report: Section Data Report
Session: Race 3

Rounds 7/8/9
2.439 mile(s)



USF2000 Championship
September 4, 2020

Section Data for Car 44 - Brooks, Christian (R)

Lap	T/SF to I2	I2 to I4	I4 to I6	I6 to I8	I8 to SF	Lap	
20	T	16.6187	22.7661	20.1372	13.4255	13.8054	86.7529
	S	109.830	107.846	89.387	93.242	104.900	101.212
21	T	18.7138					
	S	97.534					

Event: Cooper Tires USF2000 Indy GP
Track: Indianapolis Motor Speedway RC
Report: Section Data Report
Session: Race 3

Rounds 7/8/9
2.439 mile(s)



USF2000 Championship
September 4, 2020

Section Data for Car 5 - Brichacek, Wyatt (R)

Lap	T/SF to I2	I2 to I4	I4 to I6	I6 to I8	I8 to SF	Lap	
1	T	21.2345	23.2879	21.5363	13.7392	13.7314	93.5293
	S	85.956	105.429	83.580	91.113	105.465	93.879
2	T	17.4554	22.6388	20.2688	13.6381	13.7336	87.7347
	S	104.565	108.452	88.806	91.788	105.448	100.079
3	T	17.1294	22.7850	20.9771	13.7709	13.6979	88.3603
	S	106.555	107.756	85.808	90.903	105.723	99.370
4	T	16.7825	22.7276	20.1709	13.4864	13.8153	86.9827
	S	108.758	108.028	89.237	92.821	104.824	100.944
5	T	16.7387	22.6092	20.1641	13.5727	13.7431	86.8278
	S	109.042	108.594	89.268	92.231	105.375	101.124
6	T	16.7357	22.6694	20.1394	13.5193	13.7224	86.7862
	S	109.062	108.306	89.377	92.595	105.534	101.173
7	T	16.6057	22.7071	20.1344	13.5349	13.7429	86.7250
	S	109.916	108.126	89.399	92.488	105.377	101.244
8	T	16.7009	22.6156	20.2800	13.4963	13.7810	86.8738
	S	109.289	108.563	88.757	92.753	105.085	101.071
9	T	16.8856	22.6744	20.0702	13.4708	13.7973	86.8983
	S	108.094	108.282	89.685	92.928	104.961	101.042
10	T	16.9517	22.7885	20.0589	13.5001	13.8008	87.1000
	S	107.672	107.740	89.736	92.727	104.935	100.808
11	T	16.7707	22.7149	20.1250	13.4318	13.8028	86.8452
	S	108.834	108.089	89.441	93.198	104.919	101.104
12	T	16.7075	22.6189	20.3721	13.4850	13.7676	86.9511
	S	109.246	108.548	88.356	92.830	105.188	100.981
13	T	16.7173	22.5484	20.4581	13.8913	13.8372	87.4523
	S	109.182	108.887	87.985	90.115	104.659	100.402
14	T	17.2477	22.8777	20.3488	13.6192	13.6852	87.7786
	S	105.824	107.320	88.457	91.916	105.821	100.029
15	T	16.7017	22.4758	20.9320	13.5180	13.8276	87.4551
	S	109.284	109.239	85.993	92.604	104.731	100.399
16	T	16.7982	22.6138	20.1213	13.6138	13.6978	86.8449
	S	108.656	108.572	89.457	91.952	105.724	101.104
17	T	16.7413	22.7582	20.4925	13.5220	13.7864	87.3004
	S	109.025	107.883	87.837	92.576	105.044	100.577
18	T	16.8459	22.6646	20.2177	13.5609	13.7309	87.0200
	S	108.348	108.329	89.031	92.311	105.469	100.901
19	T	16.7286	22.6382	20.2018	13.5825	13.8682	87.0193
	S	109.108	108.455	89.101	92.164	104.425	100.902

Event: Cooper Tires USF2000 Indy GP
Track: Indianapolis Motor Speedway RC
Report: Section Data Report
Session: Race 3

Rounds 7/8/9
2.439 mile(s)



USF2000 Championship
September 4, 2020

Section Data for Car 5 - Brichacek, Wyatt (R)

Lap	T/SF to I2	I2 to I4	I4 to I6	I6 to I8	I8 to SF	Lap	
20	T	16.7813	22.6475	20.5997	14.4366	13.7016	88.1667
	S	108.766	108.411	87.380	86.711	105.694	99.589
21	T	20.9306					
	S	87.204					

Event: Cooper Tires USF2000 Indy GP
Track: Indianapolis Motor Speedway RC
Report: Section Data Report
Session: Race 3

Rounds 7/8/9
2.439 mile(s)



USF2000 Championship
September 4, 2020

Section Data for Car 6 - Rasmussen, Christian

Lap	T/SF to I2	I2 to I4	I4 to I6	I6 to I8	I8 to SF	Lap	
1	T	40.9216	36.1785	32.3667	22.7485	36.2370	333.4918
	S	44.603	67.864	55.613	55.029	39.964	26.329
2	T		22.6678	20.0952	13.4427	13.6564	91.1736
	S		108.313	89.574	93.123	106.044	96.304
3	T	16.7980	22.5301	19.9315	13.3398	13.6815	86.2809
	S	108.657	108.975	90.309	93.841	105.850	101.765
4	T	16.8398	22.5210	19.9576	13.2577	13.7184	86.2945
	S	108.388	109.019	90.191	94.422	105.565	101.749
5	T	16.6788	22.4932	19.9532	13.3528	13.9712	86.4492
	S	109.434	109.154	90.211	93.749	103.655	101.567
6	T	16.6233	22.5106	19.9823	13.3338	13.7481	86.1981
	S	109.799	109.070	90.080	93.883	105.337	101.863
7	T	16.7409	22.4788	19.9232	16.1411	14.0690	89.3530
	S	109.028	109.224	90.347	77.555	102.934	98.266
8	T	16.8591	22.5353	20.0366	13.4175	13.7265	86.5750
	S	108.264	108.950	89.836	93.297	105.503	101.420
9	T	16.7415	25.3667	21.5018	13.4732	13.6651	90.7483
	S	109.024	96.789	83.714	92.912	105.977	96.756
10	T	16.5734	22.4208	20.0780	13.4855	13.7011	86.2588
	S	110.130	109.507	89.650	92.827	105.698	101.791
11	T	16.7271	22.4319	20.2323	13.4326	13.6020	86.4259
	S	109.118	109.452	88.967	93.193	106.468	101.595
12	T	16.7635	22.6789	20.3057	13.4108	13.6740	86.8329
	S	108.881	108.260	88.645	93.344	105.908	101.118
13	T	16.5848	22.3684	20.1829	13.5005	13.6001	86.2367
	S	110.054	109.763	89.184	92.724	106.483	101.817
14	T	17.2332	22.8852	20.2588	13.8053	13.7352	87.9177
	S	105.913	107.285	88.850	90.677	105.436	99.871
15	T	16.6224	22.6234	19.9900	13.4025	13.6993	86.3376
	S	109.805	108.526	90.045	93.402	105.712	101.698
16	T	16.6247	22.5105	20.0979	13.3826	13.6787	86.2944
	S	109.790	109.070	89.562	93.541	105.871	101.749
17	T	16.8853	22.6706	20.0908	13.6429	13.7666	87.0562
	S	108.096	108.300	89.593	91.756	105.195	100.859
18	T	18.8163					
	S	97.002					

Event: Cooper Tires USF2000 Indy GP
 Track: Indianapolis Motor Speedway RC
 Report: Section Data Report
 Session: Race 3

Rounds 7/8/9
 2.439 mile(s)



USF2000 Championship
 September 4, 2020

Section Data for Car 7 - Bogle, Christian

Lap	T/SF to I2	I2 to I4	I4 to I6	I6 to I8	I8 to SF	Lap	
1	T	20.5679	23.6146	20.9944	13.8798	13.8811	92.9378
	S	88.742	103.971	85.737	90.190	104.328	94.476
2	T	18.1093	22.7260	20.2723	13.8596	13.7105	88.6777
	S	100.789	108.036	88.791	90.321	105.626	99.015
3	T	16.7736	22.7592	21.1384	13.7370	13.8380	88.2462
	S	108.815	107.878	85.153	91.127	104.653	99.499
4	T	16.7882	22.6723	21.0506	14.1008	13.9406	88.5525
	S	108.721	108.292	85.508	88.776	103.882	99.155
5	T	17.4854	22.8473	20.3684	13.5127	13.8033	88.0171
	S	104.386	107.462	88.372	92.640	104.916	99.758
6	T	17.3677	22.7408	20.3194	13.5086	13.7616	87.6981
	S	105.093	107.966	88.585	92.668	105.234	100.121
7	T	16.6024	22.7906	20.2669	13.4317	13.8278	86.9194
	S	109.938	107.730	88.815	93.199	104.730	101.018
8	T	16.7937	22.7207	20.2845	13.4569	13.8652	87.1210
	S	108.685	108.061	88.738	93.024	104.447	100.784
9	T	16.8285	22.7918	20.2189	13.4624	13.8866	87.1882
	S	108.460	107.724	89.026	92.986	104.286	100.706
10	T	16.8537	22.7930	20.1491	13.5041	13.9357	87.2356
	S	108.298	107.718	89.334	92.699	103.919	100.652
11	T	16.8716	22.7408	20.2868	13.5882	13.9255	87.4129
	S	108.183	107.966	88.728	92.125	103.995	100.447
12	T	16.8542	22.6910	20.2759	13.6880	13.8958	87.4049
	S	108.295	108.203	88.775	91.454	104.217	100.457
13	T	16.8167	22.6896	20.2713	13.4371	13.8768	87.0915
	S	108.537	108.209	88.795	93.161	104.360	100.818
14	T	16.8028	22.8194	20.3893	13.9765	13.9062	87.8942
	S	108.626	107.594	88.282	89.566	104.139	99.897
15	T	17.1756	22.6905	20.3605	13.6432	13.9489	87.8187
	S	106.269	108.205	88.406	91.754	103.821	99.983
16	T	17.2462	22.8365	20.6916	13.6945	13.8884	88.3572
	S	105.834	107.513	86.992	91.410	104.273	99.374
17	T	17.0787	22.8361	21.0196	13.6534	13.7931	88.3809
	S	106.872	107.515	85.634	91.685	104.993	99.347
18	T	16.8418	22.9388	20.2189	13.5408	13.8988	87.4391
	S	108.375	107.034	89.026	92.448	104.195	100.417
19	T	16.8706	22.7833	20.3623	13.6890	13.7950	87.5002
	S	108.190	107.764	88.399	91.447	104.979	100.347

Event: Cooper Tires USF2000 Indy GP
Track: Indianapolis Motor Speedway RC
Report: Section Data Report
Session: Race 3

Rounds 7/8/9
2.439 mile(s)

USF2000 Championship
September 4, 2020



Section Data for Car 7 - Bogle, Christian

Lap	T/SF to I2	I2 to I4	I4 to I6	I6 to I8	I8 to SF	Lap	
20	T	16.8647	22.8039	20.2774	13.4658	13.9021	87.3139
	S	108.228	107.667	88.769	92.963	104.170	100.561

Event: Cooper Tires USF2000 Indy GP
 Track: Indianapolis Motor Speedway RC
 Report: Section Data Report
 Session: Race 3

Rounds 7/8/9
 2.439 mile(s)



USF2000 Championship
 September 4, 2020

Section Data for Car 8 - Dupell, Kyle

Lap	T/SF to I2	I2 to I4	I4 to I6	I6 to I8	I8 to SF	Lap	
1	T	21.9104	23.0206	22.1048	14.0600	13.6535	94.7493
	S	83.304	106.653	81.430	89.034	106.067	92.670
2	T	16.8904	22.5217	20.5942	13.7470	13.7131	87.4664
	S	108.063	109.016	87.403	91.061	105.606	100.386
3	T	16.6468	22.5398	21.2389	13.8446	13.7729	88.0430
	S	109.644	108.929	84.750	90.419	105.147	99.729
4	T	16.7950	22.4319	20.5214			102.7470
	S	108.677	109.452	87.713			85.457
5	T		22.7089	20.0718	13.4435	13.8054	90.1848
	S		108.117	89.678	93.117	104.900	97.360
6	T	16.7582	22.6933	20.1910	13.5286	13.8588	87.0299
	S	108.915	108.192	89.149	92.531	104.495	100.889
7	T	16.8104	22.6398	20.0905	13.3855	13.8358	86.7620
	S	108.577	108.447	89.595	93.520	104.669	101.201
8	T	16.8596	22.7468	20.2650	13.3889	13.8955	87.1558
	S	108.260	107.937	88.823	93.497	104.219	100.744
9	T	16.7842	22.7386	20.1545	13.2956	13.9388	86.9117
	S	108.747	107.976	89.310	94.153	103.896	101.027
10	T	17.1877	22.7408	20.4566	13.4506	13.8443	87.6800
	S	106.194	107.966	87.991	93.068	104.605	100.141
11	T	16.8661	22.7601	20.1665	13.3855	13.9291	87.1073
	S	108.219	107.874	89.257	93.520	103.968	100.800
12	T	16.8870	22.6877	20.1671	13.3604	13.9123	87.0145
	S	108.085	108.218	89.254	93.696	104.094	100.907
13	T	16.8816	22.6738	20.1001	13.4765	13.9650	87.0970
	S	108.119	108.285	89.552	92.889	103.701	100.812
14	T	16.8697	22.6517	20.2626	13.4171	13.8948	87.0959
	S	108.196	108.390	88.834	93.300	104.225	100.813
15	T	16.8514	22.6562	20.0342	13.4450	13.9483	86.9351
	S	108.313	108.369	89.846	93.107	103.825	100.999
16	T	16.8835	22.7824	20.2607	13.3940	13.9584	87.2790
	S	108.107	107.769	88.842	93.461	103.750	100.602
17	T	17.0048	22.6870	20.1268	13.4720	13.9606	87.2512
	S	107.336	108.222	89.433	92.920	103.733	100.634
18	T	16.8417	22.7955	20.0848	13.3903	13.9203	87.0326
	S	108.375	107.707	89.620	93.487	104.034	100.886
19	T	16.8966	22.7964	20.1589	13.4147	14.0075	87.2741
	S	108.023	107.702	89.291	93.317	103.386	100.607

Event: Cooper Tires USF2000 Indy GP
Track: Indianapolis Motor Speedway RC
Report: Section Data Report
Session: Race 3

Rounds 7/8/9
2.439 mile(s)

USF2000 Championship
September 4, 2020



Section Data for Car 8 - Dupell, Kyle

Lap	T/SF to I2	I2 to I4	I4 to I6	I6 to I8	I8 to SF	Lap	
20	T	16.8284	22.7905	20.0763	13.3939	14.0474	87.1365
	S	108.461	107.730	89.658	93.462	103.093	100.766

Event: Cooper Tires USF2000 Indy GP
Track: Indianapolis Motor Speedway RC
Report: Section Data Report
Session: Race 3

Rounds 7/8/9
2.439 mile(s)



USF2000 Championship
September 4, 2020

Section Data for Car 9 - Siegel, Nolan

Lap	T/SF to I2	I2 to I4	I4 to I6	I6 to I8	I8 to SF	Lap	
1	T	20.9490	22.9557	23.4607	14.0855	13.9814	95.4323
	S	87.127	106.955	76.724	88.873	103.579	92.007
2	T	17.4487	22.5455	20.3523	13.9833	13.6552	87.9850
	S	104.605	108.901	88.442	89.522	106.054	99.794
3	T	16.5247	22.6229	21.0613	13.9410	13.9428	88.0927
	S	110.454	108.528	85.465	89.794	103.866	99.672
4	T	16.9443	22.5681	20.3447	13.7610	13.7287	87.3468
	S	107.719	108.792	88.475	90.969	105.486	100.523
5	T	16.6732	22.7020	20.3257	13.5344	13.7339	86.9692
	S	109.471	108.150	88.558	92.492	105.446	100.960
6	T	16.6257	22.5863	20.0606	13.5341	13.7136	86.5203
	S	109.783	108.704	89.728	92.494	105.602	101.484
7	T	16.5731	22.7608	20.1067	13.6432	13.7046	86.7884
	S	110.132	107.871	89.522	91.754	105.671	101.170
8	T	16.5751	22.4791	20.2055	13.5161	13.7230	86.4988
	S	110.119	109.223	89.085	92.617	105.530	101.509
9	T	16.6262	22.5377	20.1469	13.5630	13.7657	86.6395
	S	109.780	108.939	89.344	92.297	105.202	101.344
10	T	16.7467	22.8041	20.1047	13.6581	13.6694	86.9830
	S	108.990	107.666	89.531	91.654	105.943	100.944
11	T	16.7047	22.4942	20.2061	13.5257	13.6860	86.6167
	S	109.264	109.149	89.082	92.551	105.815	101.371
12	T	16.6694	22.5595	20.4811	13.5803	13.7152	87.0055
	S	109.496	108.833	87.886	92.179	105.590	100.918
13	T	16.6290	22.4607	20.3150	14.0344	13.7206	87.1597
	S	109.762	109.312	88.604	89.196	105.548	100.739
14	T	16.7359	23.0102	20.1794	13.5471	13.8131	87.2857
	S	109.061	106.702	89.200	92.405	104.841	100.594
15	T	16.6510	22.4457	20.2926	13.6266	13.7308	86.7467
	S	109.617	109.385	88.702	91.866	105.470	101.219
16	T	16.6603	22.4896	20.2649	13.5080	13.7356	86.6584
	S	109.555	109.172	88.824	92.672	105.433	101.322
17	T	16.7574	22.6019	25.7324			233.6354
	S	108.921	108.629	69.951			37.582

Event: Cooper Tires USF2000 Indy GP
Track: Indianapolis Motor Speedway RC
Report: Section Data Report
Session: Race 3

Rounds 7/8/9
2.439 mile(s)








USF2000 Championship
September 4, 2020

Section Data for Car

Report Support Information

Section Legend	
Name	Length
SF to I2	0.507008 miles
I2 to I4	0.682008 miles
I4 to I6	0.500000 miles
I6 to I8	0.347727 miles
I8 to SF	0.402273 miles
Lap	2.439000 miles

Color Legend	
	Fastest Lap
	Section Under Caution
	Section Under Green
	Section Time Data
	Section Speed Data

