

Event: Cooper Tires USF2000 Grand Prix

Round 14/15/16

Track: New Jersey Motorsports Park

2.14 mile(s)

Report: Section Data Report

USF2000 Championship

Session: Race 3

August 29, 2021



Section Data for Car 1 - Navarro, Ely (R)

Lap	T/SF to I1	I1 to I2	I2 to I3	I3 to SF	Lap	
1	T	45.5977	30.9361	44.8269	30.5306	151.8913
	S	47.969	57.038	48.824	51.230	50.720
2	T	26.6821	20.8842	28.5963	14.1786	90.3412
	S	81.975	84.492	76.536	110.313	85.277
3	T	22.8775	19.8071	28.4469	14.2772	85.4087
	S	95.608	89.087	76.938	109.552	90.202
4	T	23.4876	19.8107	28.5668	14.3953	86.2604
	S	93.125	89.070	76.615	108.653	89.311
5	T	23.3614	20.4739	28.7834	14.3648	86.9835
	S	93.628	86.185	76.038	108.884	88.569
6	T	23.0249	19.8225	28.5236	14.3914	85.7624
	S	94.996	89.017	76.731	108.682	89.830
7	T	23.5159	19.7770	28.5816	14.4660	86.3405
	S	93.013	89.222	76.575	108.122	89.228
8	T	23.3881	20.1156	29.0506	14.9286	87.4829
	S	93.521	87.720	75.339	104.771	88.063
9	T	23.1136	20.3410	29.0017	14.4672	86.9235
	S	94.631	86.748	75.466	108.113	88.630
10	T	22.9361	19.8640	28.3813	14.4608	85.6422
	S	95.364	88.831	77.115	108.161	89.956
11	T	23.3329	19.8459	28.7270	14.3776	86.2834
	S	93.742	88.912	76.187	108.787	89.287
12	T	23.3661	19.5912	28.6835	14.3720	86.0128
	S	93.609	90.068	76.303	108.829	89.568
13	T	22.9471	19.6737	28.2383	14.3313	85.1904
	S	95.318	89.691	77.506	109.138	90.433
14	T	22.9012	19.5942	28.7271	14.3972	85.6197
	S	95.509	90.054	76.187	108.639	89.979
15	T	22.8984	19.4512	28.6624	14.2898	85.3018
	S	95.521	90.717	76.359	109.455	90.315
16	T	22.9932	19.6882	28.5825	14.4646	85.7285
	S	95.127	89.625	76.573	108.132	89.865
17	T	23.9041	20.1911	29.2026	14.3938	87.6916
	S	91.502	87.392	74.947	108.664	87.853
18	T	22.9237	19.6552	28.7397	14.2368	85.5554
	S	95.415	89.775	76.154	109.863	90.047
19	T	23.7297	19.7739	29.2091	14.3500	87.0627
	S	92.174	89.236	74.930	108.996	88.488

Event: Cooper Tires USF2000 Grand Prix

Round 14/15/16

Track: New Jersey Motorsports Park

2.14 mile(s)

Report: Section Data Report

USF2000 Championship

Session: Race 3

August 29, 2021



Section Data for Car 1 - Navarro, Ely (R)

Lap	T/SF to I1	I1 to I2	I2 to I3	I3 to SF	Lap	
20	T	24.7951	20.7033	29.3474	14.5277	89.3735
	S	88.214	85.230	74.577	107.663	86.200
21	T	26.3634				
	S	82.966				

Event: Cooper Tires USF2000 Grand Prix

Round 14/15/16

Track: New Jersey Motorsports Park

2.14 mile(s)

Report: Section Data Report

USF2000 Championship

Session: Race 3

August 29, 2021



Section Data for Car 10 - Siegel, Nolan

Lap	T/SF to I1	I1 to I2	I2 to I3	I3 to SF	Lap	
1	T	41.6304	35.5777	47.9258	35.5620	160.6959
	S	52.540	49.597	45.667	43.982	47.941
2	T	24.8217	19.6076	27.9729	14.1819	86.5841
	S	88.119	89.993	78.241	110.288	88.977
3	T	22.5129	19.5746	28.3569	14.3171	84.7615
	S	97.156	90.145	77.182	109.246	90.890
4	T	22.6300	19.7476	28.4017	14.3062	85.0855
	S	96.654	89.355	77.060	109.330	90.544
5	T	22.8469	19.7097	29.0146	14.3489	85.9201
	S	95.736	89.527	75.432	109.004	89.665
6	T	23.4272	19.8972	29.5694	14.3596	87.2534
	S	93.365	88.683	74.017	108.923	88.295
7	T	23.8405	19.6198	28.8353	14.3384	86.6340
	S	91.746	89.937	75.901	109.084	88.926
8	T	23.6055	19.5917	29.0274	14.3663	86.5909
	S	92.659	90.066	75.399	108.872	88.970
9	T	22.9958	19.9221	28.4892	14.2789	85.6860
	S	95.116	88.572	76.823	109.539	89.910
10	T	22.7297	19.3981	27.9871	14.3233	84.4382
	S	96.230	90.965	78.202	109.199	91.238
11	T	22.3803	19.4249	27.9743	14.3037	84.0832
	S	97.732	90.839	78.237	109.349	91.624
12	T	22.8014	19.4268	28.8987	14.2358	85.3627
	S	95.927	90.830	75.735	109.870	90.250
13	T	22.4533	19.4231	27.9579	14.2776	84.1119
	S	97.414	90.848	78.283	109.549	91.592
14	T	22.4451	19.3064	28.0157	14.2327	83.9999
	S	97.450	91.397	78.122	109.894	91.714
15	T	22.5250	19.4090	27.8961	14.2949	84.1250
	S	97.104	90.914	78.457	109.416	91.578
16	T	22.4255	19.3670	27.8506	14.3243	83.9674
	S	97.535	91.111	78.585	109.191	91.750
17	T	22.5005	19.3951	28.0107	14.2849	84.1912
	S	97.210	90.979	78.136	109.493	91.506
18	T	22.5293	19.5506	27.9309	14.2979	84.3087
	S	97.086	90.255	78.359	109.393	91.378
19	T	22.5456	19.5131	28.1912	14.2830	84.5329
	S	97.016	90.429	77.635	109.507	91.136

Event: Cooper Tires USF2000 Grand Prix

Round 14/15/16

Track: New Jersey Motorsports Park

2.14 mile(s)

Report: Section Data Report

USF2000 Championship

Session: Race 3

August 29, 2021



Section Data for Car 10 - Siegel, Nolan

Lap	T/SF to I1	I1 to I2	I2 to I3	I3 to SF	Lap	
20	T	22.7587	19.5657	28.5911	14.2907	85.2062
	S	96.107	90.186	76.550	109.448	90.416
21	T	25.7492	20.3007	29.3715		
	S	84.945	86.920	74.516		

Event: Cooper Tires USF2000 Grand Prix

Round 14/15/16

Track: New Jersey Motorsports Park

2.14 mile(s)

Report: Section Data Report

USF2000 Championship

Session: Race 3

August 29, 2021



Section Data for Car 11 - Campbell, Prescott

Lap	T/SF to I1	I1 to I2	I2 to I3	I3 to SF	Lap	
1	T	43.1463	34.4419	46.3665	34.0940	158.0487
	S	50.694	51.233	47.203	45.876	48.744
2	T	25.9075	19.7987	28.8164	14.1094	88.6320
	S	84.426	89.124	75.951	110.855	86.921
3	T	22.8793	19.8792	28.7245	14.4054	85.8884
	S	95.601	88.763	76.194	108.577	89.698
4	T	22.7586	19.7072	28.6645	14.2030	85.3333
	S	96.108	89.538	76.354	110.124	90.281
5	T	22.9309	19.6560	28.7931	14.3610	85.7410
	S	95.385	89.771	76.013	108.912	89.852
6	T	22.8936	19.9371	28.8347	14.4382	86.1036
	S	95.541	88.506	75.903	108.330	89.474
7	T	23.2613	19.8944	28.8974	14.4620	86.5151
	S	94.031	88.696	75.738	108.152	89.048
8	T	23.1063	19.9409	28.9299	14.4537	86.4308
	S	94.661	88.489	75.653	108.214	89.135
9	T	23.3409	19.9457	29.4779	14.3642	87.1287
	S	93.710	88.467	74.247	108.888	88.421
10	T	23.0971	20.0553	29.0356	14.3897	86.5777
	S	94.699	87.984	75.378	108.695	88.984
11	T	23.0301	19.6879	29.1180	14.4278	86.2638
	S	94.975	89.626	75.164	108.408	89.307
12	T	22.8884	20.2368	28.6181	14.3253	86.0686
	S	95.563	87.195	76.477	109.184	89.510
13	T	22.8703	19.6291	28.4519	14.3772	85.3285
	S	95.638	89.894	76.924	108.790	90.286
14	T	22.9065	19.5385	28.4929	14.3085	85.2464
	S	95.487	90.311	76.813	109.312	90.373
15	T	23.1797	19.5876	28.5820	14.2028	85.5521
	S	94.362	90.085	76.574	110.126	90.050
16	T	22.8646	19.5349	28.5070	14.3652	85.2717
	S	95.662	90.328	76.775	108.881	90.347
17	T	22.8461	19.5972	28.4473	14.3714	85.2620
	S	95.739	90.041	76.937	108.834	90.357
18	T	23.4620	19.9703	29.6373	14.2946	87.3642
	S	93.226	88.358	73.847	109.418	88.183
19	T	23.2850	19.6931	28.7606	14.3419	86.0806
	S	93.935	89.602	76.098	109.057	89.498

Event: Cooper Tires USF2000 Grand Prix

Round 14/15/16

Track: New Jersey Motorsports Park

2.14 mile(s)

Report: Section Data Report

USF2000 Championship

Session: Race 3

August 29, 2021



Section Data for Car 11 - Campbell, Prescott

Lap	T/SF to I1	I1 to I2	I2 to I3	I3 to SF	Lap	
20	T	23.1329	19.7740	29.0702	14.3000	86.2771
	S	94.552	89.236	75.288	109.377	89.294
21	T	28.6774	23.0710			
	S	76.272	76.483			

Event: Cooper Tires USF2000 Grand Prix

Round 14/15/16

Track: New Jersey Motorsports Park

2.14 mile(s)

Report: Section Data Report

USF2000 Championship

Session: Race 3

August 29, 2021



Section Data for Car 12 - Porto, Kiko

Lap	T/SF to I1	I1 to I2	I2 to I3	I3 to SF	Lap	
1	T	41.4674	35.1892	47.8742	34.8315	159.3623
	S	52.747	50.145	45.716	44.904	48.343
2	T	25.5117	19.7462	28.4347	14.1183	87.8109
	S	85.736	89.361	76.971	110.785	87.734
3	T	23.3254	19.7692	28.6731	14.2353	86.0030
	S	93.772	89.257	76.331	109.874	89.578
4	T	22.7517	19.8533	28.4134	14.2697	85.2881
	S	96.137	88.879	77.028	109.609	90.329
5	T	22.8524	19.9229	28.8276	14.3148	85.9177
	S	95.713	88.569	75.922	109.264	89.667
6	T	22.8251	19.9480	28.8813	14.4249	86.0793
	S	95.828	88.457	75.780	108.430	89.499
7	T	23.2851	20.0818	28.9119	14.5940	86.8728
	S	93.934	87.868	75.700	107.174	88.681
8	T	23.1343	19.8782	28.7480	14.5552	86.3157
	S	94.547	88.768	76.132	107.459	89.254
9	T	23.4935	19.8712	28.6726	14.3749	86.4122
	S	93.101	88.799	76.332	108.807	89.154
10	T	23.7580	19.7963	29.3398	14.2937	87.1878
	S	92.065	89.135	74.596	109.425	88.361
11	T	23.3187	19.9001	28.9530	14.4265	86.5983
	S	93.799	88.670	75.593	108.418	88.962
12	T	22.8608	19.5639	28.9634	14.3749	85.7630
	S	95.678	90.194	75.566	108.807	89.829
13	T	22.9554	19.5905	28.4207	14.3381	85.3047
	S	95.284	90.071	77.009	109.086	90.312
14	T	22.8371	19.5683	28.3523	14.3251	85.0828
	S	95.777	90.174	77.194	109.185	90.547
15	T	22.8240	19.6775	29.0979	14.1606	85.7600
	S	95.832	89.673	75.216	110.454	89.832
16	T	22.8192	19.4107	28.1663	14.2354	84.6316
	S	95.852	90.906	77.704	109.873	91.030
17	T	22.7939	19.4108	28.3342	14.2154	84.7543
	S	95.959	90.905	77.244	110.028	90.898
18	T	22.7965	19.4316	28.3189	14.2249	84.7719
	S	95.948	90.808	77.285	109.954	90.879
19	T	23.4306	19.6398	28.6780	14.2833	86.0317
	S	93.351	89.845	76.318	109.505	89.548

Event: Cooper Tires USF2000 Grand Prix

Round 14/15/16

Track: New Jersey Motorsports Park

2.14 mile(s)

Report: Section Data Report

USF2000 Championship

Session: Race 3

August 29, 2021



Section Data for Car 12 - Porto, Kiko

Lap	T/SF to I1	I1 to I2	I2 to I3	I3 to SF	Lap	
20	T	23.2693	20.1810	28.6357	14.1399	86.2259
	S	93.998	87.436	76.430	110.615	89.347
21	T	25.9939	22.8904			
	S	84.146	77.087			

Event: Cooper Tires USF2000 Grand Prix
 Track: New Jersey Motorsports Park
 Report: Section Data Report
 Session: Race 3

Round 14/15/16
 2.14 mile(s)
 USF2000 Championship
 August 29, 2021



Section Data for Car 16 - Vaccaro, Kent (R)

Lap	T/SF to I1	I1 to I2	I2 to I3	I3 to SF	Lap	
1	T	46.6714	29.1963	44.2442	26.6606	146.7725
	S	46.865	60.437	49.467	58.667	52.489
2	T	28.0397	21.0007	29.8205		170.6689
	S	78.006	84.023	73.394		45.140
3	T		20.3206	28.0600	14.1076	104.4246
	S		86.835	77.998	110.869	73.776
4	T	22.2995	19.2704	27.2522	13.9890	82.8111
	S	98.086	91.568	80.310	111.809	93.031
5	T	22.3947	19.1345	28.0578	14.3769	83.9639
	S	97.669	92.218	78.005	108.792	91.754
6	T	21.7195	19.1063	27.0652	14.2041	82.0951
	S	100.705	92.354	80.865	110.115	93.842
7	T	22.6259	18.9905	27.2255	14.1402	82.9821
	S	96.671	92.917	80.389	110.613	92.839
8	T	21.9163	18.8481	27.5176	13.9229	82.2049
	S	99.801	93.619	79.536	112.339	93.717
9	T	22.3660	19.8686	27.6115	13.9785	83.8246
	S	97.795	88.811	79.265	111.893	91.906
10	T	22.0485	18.9338	27.2240	13.8990	82.1053
	S	99.203	93.196	80.394	112.533	93.831
11	T	21.6215	18.9676	26.9487	13.9938	81.5316
	S	101.162	93.029	81.215	111.770	94.491
12	T	21.6029	18.8381	26.8148	13.9957	81.2515
	S	101.249	93.669	81.620	111.755	94.817
13	T	21.6685	18.7506	26.8676	14.0359	81.3226
	S	100.943	94.106	81.460	111.435	94.734
14	T	21.8221	18.9253	27.0000	14.0782	81.8256
	S	100.232	93.237	81.061	111.100	94.151
15	T	22.5534	18.9262	27.5341	13.9555	82.9692
	S	96.982	93.233	79.488	112.077	92.854
16	T	26.6464	19.4263	27.5563	14.1040	87.7330
	S	82.085	90.833	79.424	110.897	87.812
17	T	21.9046	18.8611	27.1206	14.1350	82.0213
	S	99.854	93.555	80.700	110.654	93.927
18	T	21.8752	19.0872	26.9230	13.9461	81.8315
	S	99.989	92.447	81.292	112.153	94.145
19	T	25.0495	19.5526	27.3028	14.0017	85.9066
	S	87.318	90.246	80.162	111.707	89.679

Event: Cooper Tires USF2000 Grand Prix

Round 14/15/16

Track: New Jersey Motorsports Park

2.14 mile(s)

Report: Section Data Report

USF2000 Championship

Session: Race 3

August 29, 2021



Section Data for Car 16 - Vaccaro, Kent (R)

Lap	T/SF to I1	I1 to I2	I2 to I3	I3 to SF	Lap	
20	T	22.0865	19.0324	26.9317	14.1223	82.1729
	S	99.032	92.713	81.266	110.753	93.754

Event: Cooper Tires USF2000 Grand Prix

Round 14/15/16

Track: New Jersey Motorsports Park

2.14 mile(s)

Report: Section Data Report

USF2000 Championship

Session: Race 3

August 29, 2021



Section Data for Car 2 - Nepveu, Thomas (R)

Lap	T/SF to I1	I1 to I2	I2 to I3	I3 to SF	Lap	
1	T	46.1198	30.4083	44.4063	30.1760	151.1104
	S	47.426	58.028	49.287	51.832	50.983
2	T	27.2509	20.6999	29.1311	14.0793	91.1612
	S	80.264	85.244	75.131	111.092	84.510
3	T	23.3346	19.7386	28.5053	14.3414	85.9199
	S	93.735	89.396	76.780	109.061	89.665
4	T	23.2549	19.8289	28.9171	14.3553	86.3562
	S	94.056	88.989	75.687	108.956	89.212
5	T	23.8350	19.9404	29.1365	14.3404	87.2523
	S	91.767	88.491	75.117	109.069	88.296
6	T	23.3873	19.9366	29.3664		98.6973
	S	93.524	88.508	74.529		78.057
7	T		20.0529	28.1619	13.8641	160.0872
	S		87.995	77.716	112.816	48.124
8	T	22.4481	19.5936	27.8093	13.8192	83.6702
	S	97.437	90.057	78.702	113.182	92.076
9	T	21.8449	19.0624	27.5398	14.2922	82.7393
	S	100.127	92.567	79.472	109.437	93.112
10	T	22.6829	18.6885	27.1014	13.7290	82.2018
	S	96.428	94.419	80.757	113.926	93.721
11	T	21.6280	18.7243	27.3468	13.6211	81.3202
	S	101.132	94.238	80.033	114.829	94.737
12	T	21.7257	18.5808	26.7443	13.8064	80.8572
	S	100.677	94.966	81.836	113.287	95.279
13	T	21.5189	18.6035	26.8774	13.7237	80.7235
	S	101.644	94.850	81.430	113.970	95.437
14	T	21.5178	18.6284	26.7986	13.6998	80.6446
	S	101.649	94.723	81.670	114.169	95.530
15	T	21.9847	18.6353	26.7948	13.7491	81.1639
	S	99.491	94.688	81.681	113.760	94.919
16	T	21.6176	18.5824	26.8515	13.8027	80.8542
	S	101.180	94.958	81.509	113.318	95.283
17	T	21.6450	18.5803	26.8304	13.7641	80.8198
	S	101.052	94.969	81.573	113.636	95.323
18	T	21.6072	18.6726	27.0760	13.7438	81.0996
	S	101.229	94.499	80.833	113.803	94.994
19	T	21.7451	18.7101	27.0149	13.7578	81.2279
	S	100.587	94.310	81.016	113.688	94.844

Event: Cooper Tires USF2000 Grand Prix

Round 14/15/16

Track: New Jersey Motorsports Park

2.14 mile(s)

Report: Section Data Report

USF2000 Championship

Session: Race 3

August 29, 2021



Section Data for Car 2 - Nepveu, Thomas (R)

Lap	T/SF to I1	I1 to I2	I2 to I3	I3 to SF	Lap	
20	T	21.8424	19.1218	27.3790	13.7655	82.1087
	S	100.139	92.279	79.939	113.624	93.827

Event: Cooper Tires USF2000 Grand Prix

Round 14/15/16

Track: New Jersey Motorsports Park

2.14 mile(s)

Report: Section Data Report

USF2000 Championship

Session: Race 3

August 29, 2021



Section Data for Car 20 - Byrd, Nathan (R)

Lap	T/SF to I1	I1 to I2	I2 to I3	I3 to SF	Lap	
1	T	46.3977	29.3477	44.1884	26.1752	146.1090
	S	47.142	60.126	49.530	59.755	52.728
2	T	27.7007	20.6145	29.8029	14.2293	92.3474
	S	78.961	85.597	73.437	109.920	83.424
3	T	23.6147	20.5484	29.0878	14.4650	87.7159
	S	92.623	85.873	75.242	108.129	87.829
4	T	23.3849	20.4380	29.7848	14.5717	88.1794
	S	93.534	86.337	73.482	107.338	87.367
5	T	23.9861	20.6197	29.7580	14.7285	89.0923
	S	91.189	85.576	73.548	106.195	86.472
6	T	25.4222	21.7490	29.9464	14.7574	91.8750
	S	86.038	81.132	73.085	105.987	83.853
7	T	24.5758	20.7777	29.7283		192.3381
	S	89.001	84.925	73.621		40.054
8	T		20.3161	28.1568	14.0091	98.5353
	S		86.855	77.730	111.648	78.185
9	T	22.6867	19.0720	27.4369	13.9227	83.1183
	S	96.412	92.520	79.770	112.341	92.687
10	T	22.2054	18.9157	27.6693	13.9896	82.7800
	S	98.502	93.285	79.100	111.804	93.066
11	T	22.2744	19.3034	28.7065	14.0330	84.3173
	S	98.197	91.411	76.242	111.458	91.369

Event: Cooper Tires USF2000 Grand Prix
Track: New Jersey Motorsports Park
Report: Section Data Report
Session: Race 3

Round 14/15/16

2.14 mile(s)

USF2000 Championship

August 29, 2021



Section Data for Car 22 - Sundaramoorthy, Yuven

Lap	T/SF to I1	I1 to I2	I2 to I3	I3 to SF	Lap	
1	T	44.8241	31.8887	45.4717	31.2394	153.4239
	S	48.797	55.335	48.132	50.068	50.214
2	T	26.1391	19.6099	28.9316		102.7096
	S	83.678	89.982	75.649		75.008
3	T		20.0735	27.9012	13.9025	140.3165
	S		87.904	78.442	112.504	54.904
4	T	22.1677	18.9960	26.6218	13.7553	81.5408
	S	98.669	92.890	82.212	113.708	94.480
5	T	21.5064	18.5005	26.3209	13.7403	80.0681
	S	101.703	95.378	83.152	113.832	96.218
6	T	21.3247	18.5829	26.5155	13.7994	80.2225
	S	102.570	94.955	82.542	113.345	96.033
7	T	21.2023	18.4990	26.4328	13.8180	79.9521
	S	103.162	95.386	82.800	113.192	96.358
8	T	21.1368	18.5343	26.6083	13.7844	80.0638
	S	103.482	95.204	82.254	113.468	96.223
9	T	21.3594	18.4577	26.6680	13.8234	80.3085
	S	102.403	95.599	82.070	113.148	95.930
10	T	21.3592	18.5253	27.0082	13.8100	80.7027
	S	102.404	95.251	81.036	113.258	95.461
11	T	21.6178	18.6862	26.9354	13.8385	81.0779
	S	101.179	94.430	81.255	113.025	95.020
12	T	21.4941	18.6843	27.2172	13.8068	81.2024
	S	101.762	94.440	80.414	113.284	94.874
13	T	21.6589	18.6197	26.7571	13.7864	80.8221
	S	100.987	94.768	81.796	113.452	95.320
14	T	21.4155	18.6613	26.8108	13.7971	80.6847
	S	102.135	94.556	81.633	113.364	95.483
15	T	21.5876	18.7141	27.1823	13.7382	81.2222
	S	101.321	94.290	80.517	113.850	94.851
16	T	22.6997	19.4034	28.1520	14.3034	84.5585
	S	96.357	90.940	77.744	109.351	91.109
17	T	22.4049	18.9503	26.8240	13.7900	81.9692
	S	97.625	93.114	81.592	113.422	93.987
18	T	22.7849	19.1178	27.0075	13.8050	82.7152
	S	95.997	92.299	81.038	113.299	93.139
19	T	22.2711	19.4674	27.1746	14.0170	82.9301
	S	98.211	90.641	80.540	111.585	92.898

Event: Cooper Tires USF2000 Grand Prix

Round 14/15/16

Track: New Jersey Motorsports Park

2.14 mile(s)

Report: Section Data Report

USF2000 Championship

Session: Race 3

August 29, 2021



Section Data for Car 22 - Sundaramoorthy, Yuven

Lap	T/SF to I1	I1 to I2	I2 to I3	I3 to SF	Lap	
20	T	21.8661	18.7674	26.9974	13.8697	81.5006
	S	100.030	94.022	81.068	112.770	94.527
21	T	23.1153	20.9520			
	S	94.624	84.218			

Event: Cooper Tires USF2000 Grand Prix

Round 14/15/16

Track: New Jersey Motorsports Park

2.14 mile(s)

Report: Section Data Report

USF2000 Championship

Session: Race 3

August 29, 2021



Section Data for Car 23 - Denmark, Jace (R)

Lap	T/SF to I1	I1 to I2	I2 to I3	I3 to SF	Lap	
1	T	41.6453	35.0806	47.7477	34.6475	159.1211
	S	52.521	50.300	45.838	45.143	48.416
2	T	25.5536	19.8263	28.4504		102.2387
	S	85.595	89.000	76.928		75.353
3	T		19.4891	27.8857	13.8329	145.4522
	S		90.540	78.486	113.070	52.966
4	T	22.0938	18.7484	26.9582	13.7126	81.5130
	S	98.999	94.117	81.186	114.062	94.513
5	T	21.1958	18.4789	26.7257	13.6970	80.0974
	S	103.194	95.490	81.893	114.192	96.183
6	T	21.0370	18.5271	26.7487	13.7466	80.0594
	S	103.973	95.241	81.822	113.780	96.229
7	T	21.1704	18.4014	26.7560	13.6978	80.0256
	S	103.317	95.892	81.800	114.186	96.269
8	T	21.2113	18.4894	26.7975	13.7029	80.2011
	S	103.118	95.436	81.673	114.143	96.059
9	T	22.0993	18.5568	26.7682	13.6793	81.1036
	S	98.975	95.089	81.763	114.340	94.990
10	T	21.1412	18.5903	26.9553	13.7673	80.4541
	S	103.460	94.918	81.195	113.609	95.756
11	T	21.2950	18.5515	26.9544	13.7149	80.5158
	S	102.713	95.116	81.198	114.043	95.683
12	T	21.3135	18.7418	26.8403	13.7316	80.6272
	S	102.624	94.150	81.543	113.904	95.551
13	T	21.5705	18.6307	26.9060	13.9085	81.0157
	S	101.401	94.712	81.344	112.456	95.093
14	T	21.4615	18.7639	26.9529	13.7966	80.9749
	S	101.916	94.039	81.202	113.368	95.141
15	T	21.5098	18.7446	27.1329	13.7344	81.1217
	S	101.687	94.136	80.664	113.881	94.968
16	T	21.5889	18.7941	27.6170	13.7530	81.7530
	S	101.315	93.888	79.250	113.727	94.235
17	T	23.0029	19.8634	27.4980	13.8617	84.2260
	S	95.087	88.834	79.593	112.835	91.468
18	T	21.4927	19.1156	27.8596	13.7717	82.2396
	S	101.768	92.309	78.560	113.573	93.677
19	T	21.9834	19.0870	27.7332	14.0243	82.8279
	S	99.497	92.448	78.918	111.527	93.012

Event: Cooper Tires USF2000 Grand Prix

Round 14/15/16

Track: New Jersey Motorsports Park

2.14 mile(s)

Report: Section Data Report

USF2000 Championship

Session: Race 3

August 29, 2021



Section Data for Car 23 - Denmark, Jace (R)

Lap	T/SF to I1	I1 to I2	I2 to I3	I3 to SF	Lap	
20	T	22.3692	19.9080	28.3417	14.3190	84.9379
	S	97.781	88.635	77.223	109.232	90.702
21	T	24.7050	23.1020			
	S	88.536	76.381			

Event: Cooper Tires USF2000 Grand Prix

Round 14/15/16

Track: New Jersey Motorsports Park

2.14 mile(s)

Report: Section Data Report

USF2000 Championship

Session: Race 3

August 29, 2021



Section Data for Car 24 - Pierson, Josh

Lap	T/SF to I1	I1 to I2	I2 to I3	I3 to SF	Lap	
1	T	41.8063	35.2875	47.7473	35.3208	160.1619
	S	52.319	50.005	45.838	44.282	48.101
2	T	25.0954	19.5851	28.0469	14.1007	86.8281
	S	87.158	90.096	78.035	110.923	88.727
3	T	23.0167	19.7642	28.3417	14.2342	85.3568
	S	95.030	89.280	77.223	109.883	90.256
4	T	22.7638	19.5763	28.3300	14.2426	84.9127
	S	96.086	90.137	77.255	109.818	90.728
5	T	22.9922	19.8079	28.6556	14.3213	85.7770
	S	95.131	89.083	76.377	109.214	89.814
6	T	23.2936	19.8799	29.6816	14.7688	87.6239
	S	93.900	88.760	73.737	105.905	87.921
7	T	23.4555	20.0281	28.7988	14.5068	86.7892
	S	93.252	88.103	75.997	107.818	88.767
8	T	23.2994	19.9442	28.8189	14.4574	86.5199
	S	93.877	88.474	75.944	108.186	89.043
9	T	23.1318	19.7270	28.6450	14.3848	85.8886
	S	94.557	89.448	76.406	108.732	89.698
10	T	23.4188	20.3910	29.0192	14.8205	87.6495
	S	93.398	86.536	75.420	105.536	87.896
11	T	23.5546	20.0027	28.6965	14.4479	86.7017
	S	92.860	88.215	76.268	108.257	88.856
12	T	22.8860	19.6878	28.6031	14.3417	85.5186
	S	95.573	89.626	76.517	109.059	90.086
13	T	23.0273	19.5746	28.5220	14.3316	85.4555
	S	94.986	90.145	76.735	109.136	90.152
14	T	22.8084	19.6017	28.3665	14.3104	85.0870
	S	95.898	90.020	77.156	109.297	90.543
15	T	22.8148	19.6494	28.2535	14.2135	84.9312
	S	95.871	89.801	77.464	110.043	90.709
16	T	23.0865	19.6090	28.2810	14.2121	85.1886
	S	94.743	89.987	77.389	110.053	90.435
17	T	22.8031	19.5249	28.2677	14.3135	84.9092
	S	95.920	90.374	77.425	109.274	90.732
18	T	22.7997	19.6526	28.3228	14.3250	85.1001
	S	95.934	89.787	77.275	109.186	90.529
19	T	22.7306	20.3813	28.4418	14.2047	85.7584
	S	96.226	86.577	76.951	110.111	89.834

Event: Cooper Tires USF2000 Grand Prix

Round 14/15/16

Track: New Jersey Motorsports Park

2.14 mile(s)

Report: Section Data Report

USF2000 Championship

Session: Race 3

August 29, 2021



Section Data for Car 24 - Pierson, Josh

Lap	T/SF to I1	I1 to I2	I2 to I3	I3 to SF	Lap	
20	T	22.7752	20.1216	28.3689	14.3081	85.5738
	S	96.037	87.694	77.149	109.315	90.028
21	T	24.6895	23.5459			
	S	88.591	74.941			

Event: Cooper Tires USF2000 Grand Prix

Round 14/15/16

Track: New Jersey Motorsports Park

2.14 mile(s)

Report: Section Data Report

USF2000 Championship

Session: Race 3

August 29, 2021



Section Data for Car 3 - Stamer, Evan (R)

Lap	T/SF to I1	I1 to I2	I2 to I3	I3 to SF	Lap	
1	T	46.2871	29.3751	44.5047	27.2393	147.4062
	S	47.254	60.069	49.178	57.420	52.264
2	T	27.9905	20.5480	29.8543	14.2681	92.6609
	S	78.143	85.874	73.311	109.622	83.142
3	T	23.2679	19.8986	29.0958	14.4448	86.7071
	S	94.004	88.677	75.222	108.281	88.851
4	T	23.1916	19.9977	29.3126	14.4352	86.9371
	S	94.313	88.237	74.665	108.353	88.616
5	T	23.3556	20.2925	29.4889	14.4870	87.6240
	S	93.651	86.956	74.219	107.965	87.921
6	T	23.6292	20.4900	29.6500	14.7933	88.5625
	S	92.567	86.117	73.816	105.730	86.989
7	T	23.5581	20.0054	28.8532	14.4678	86.8845
	S	92.846	88.203	75.854	108.108	88.669
8	T	23.6360	19.8939	28.6741		101.4143
	S	92.540	88.698	76.328		75.966
9	T		20.0324	37.7959	14.0063	171.8724
	S		88.085	57.907	111.671	44.824
10	T	22.6072	19.0166	27.1643	13.9547	82.7428
	S	96.751	92.790	80.570	112.083	93.108
11	T	21.8654	18.8092	27.9491	13.8967	82.5204
	S	100.034	93.813	78.308	112.551	93.359
12	T	21.9057	18.8612	27.3294	13.9292	82.0255
	S	99.849	93.554	80.084	112.289	93.922
13	T	21.8988	18.9283	26.6522	13.8520	81.3313
	S	99.881	93.223	82.118	112.914	94.724
14	T	21.7312	18.8144	26.6545	13.8007	81.0008
	S	100.651	93.787	82.111	113.334	95.110
15	T	21.8196	18.8636	28.0726	13.7877	82.5435
	S	100.243	93.542	77.963	113.441	93.333
16	T	23.0470	19.5524	27.2234	13.9032	83.7260
	S	94.905	90.247	80.395	112.499	92.014
17	T	22.0745	19.1702	28.2796	13.8614	83.3857
	S	99.086	92.046	77.393	112.838	92.390
18	T	21.9657	19.1021	27.7712	14.0758	82.9148
	S	99.577	92.374	78.810	111.119	92.915
19	T	22.4962	19.4623	27.1873	13.9911	83.1369
	S	97.229	90.665	80.502	111.792	92.666

Event: Cooper Tires USF2000 Grand Prix

Round 14/15/16

Track: New Jersey Motorsports Park

2.14 mile(s)

Report: Section Data Report

USF2000 Championship

Session: Race 3

August 29, 2021



Section Data for Car 3 - Stamer, Evan (R)

Lap	T/SF to I1	I1 to I2	I2 to I3	I3 to SF	Lap
20	T	25.6727	21.0921		
	S	85.198	83.659		

Event: Cooper Tires USF2000 Grand Prix

Round 14/15/16

Track: New Jersey Motorsports Park

2.14 mile(s)

Report: Section Data Report

USF2000 Championship

Session: Race 3

August 29, 2021



Section Data for Car 32 - Weir, Christian (R)

Lap	T/SF to I1	I1 to I2	I2 to I3	I3 to SF	Lap	
1	T	44.7044	31.8979	45.6007	31.5584	153.7614
	S	48.927	55.319	47.996	49.562	50.104
2	T	26.6012	20.3367	29.2115		148.3076
	S	82.225	86.767	74.924		51.946
3	T		19.7726	28.0752	13.8100	95.8297
	S		89.242	77.956	113.258	80.393
4	T	22.2100	18.8205	27.2159	13.7543	82.0007
	S	98.481	93.757	80.418	113.717	93.950
5	T	21.7273	18.5428	26.8427	13.7604	80.8732
	S	100.669	95.161	81.536	113.666	95.260
6	T	21.4383	18.5973	26.8153	13.7561	80.6070
	S	102.026	94.882	81.619	113.702	95.575
7	T	21.4660	18.5910	26.8565	13.7493	80.6628
	S	101.895	94.914	81.494	113.758	95.509
8	T	21.3308	18.4457	26.6065	13.8025	80.1855
	S	102.541	95.662	82.259	113.319	96.077
9	T	21.9902	18.6952	26.6938	13.7709	81.1501
	S	99.466	94.385	81.990	113.579	94.935
10	T	21.3527	18.5803	26.7135	13.8058	80.4523
	S	102.435	94.969	81.930	113.292	95.759
11	T	21.4175	18.6002	26.8560	13.7727	80.6464
	S	102.125	94.867	81.495	113.565	95.528
12	T	21.3987	18.6396	26.7051	13.7743	80.5177
	S	102.215	94.666	81.956	113.551	95.681
13	T	21.5018	18.6825	26.9369	13.8100	80.9312
	S	101.725	94.449	81.250	113.258	95.192
14	T	21.5846	18.7605	26.7552	13.7638	80.8641
	S	101.335	94.056	81.802	113.638	95.271
15	T	21.7325	18.7629	27.0007	13.7439	81.2400
	S	100.645	94.044	81.059	113.803	94.830
16	T	21.6713	18.8088	27.7975	13.8207	82.0983
	S	100.929	93.815	78.735	113.170	93.839
17	T	23.4563	19.9959	28.5591	13.8648	85.8761
	S	93.249	88.245	76.635	112.810	89.711
18	T	22.1483	18.9979	27.3199	13.7708	82.2369
	S	98.756	92.881	80.111	113.580	93.681
19	T	22.1377	19.0198	27.4233	13.7178	82.2986
	S	98.803	92.774	79.809	114.019	93.610

Event: Cooper Tires USF2000 Grand Prix

Round 14/15/16

Track: New Jersey Motorsports Park

2.14 mile(s)

Report: Section Data Report

USF2000 Championship

Session: Race 3

August 29, 2021



Section Data for Car 32 - Weir, Christian (R)

Lap	T/SF to I1	I1 to I2	I2 to I3	I3 to SF	Lap	
20	T	22.5383	19.7193	27.9426	13.8797	84.0799
	S	97.047	89.483	78.326	112.689	91.627
21	T	25.4923	24.0601			
	S	85.801	73.339			

Event: Cooper Tires USF2000 Grand Prix

Round 14/15/16

Track: New Jersey Motorsports Park

2.14 mile(s)

Report: Section Data Report

USF2000 Championship

Session: Race 3

August 29, 2021



Section Data for Car 33 - Green, Josh

Lap	T/SF to I1	I1 to I2	I2 to I3	I3 to SF	Lap	
1	T	42.4138	34.4706	47.0731	34.3126	158.2701
	S	51.570	51.190	46.494	45.584	48.676
2	T	25.0457	19.6238	28.4093	14.2247	87.3035
	S	87.331	89.919	77.039	109.956	88.244
3	T	23.3298	19.5468	28.4680	14.3279	85.6725
	S	93.754	90.273	76.881	109.164	89.924
4	T	22.6924	19.5512	28.4319	14.3466	85.0221
	S	96.388	90.253	76.978	109.022	90.612
5	T	22.9140	19.6024	28.5608	14.3979	85.4751
	S	95.456	90.017	76.631	108.633	90.132
6	T	23.1880	19.7644	28.8882	14.6271	86.4677
	S	94.328	89.279	75.762	106.931	89.097
7	T	23.5555	19.8501	28.7591	14.5341	86.6988
	S	92.856	88.894	76.102	107.615	88.859
8	T	23.2236	19.8209	28.9098	14.4423	86.3966
	S	94.183	89.024	75.706	108.299	89.170
9	T	22.9002	19.7175	28.8480	14.4852	85.9509
	S	95.513	89.491	75.868	107.979	89.633
10	T	23.1505	19.6369	28.2411	14.4496	85.4781
	S	94.481	89.859	77.498	108.245	90.128
11	T	23.1179	20.0392	28.4879	14.4530	86.0980
	S	94.614	88.055	76.827	108.219	89.479
12	T	22.8157	19.5788	28.1920	14.3669	84.9534
	S	95.867	90.125	77.633	108.868	90.685
13	T	22.7979	19.4963	27.9573	14.4048	84.6563
	S	95.942	90.507	78.285	108.581	91.003
14	T	22.6681	19.4366	28.0288	14.3178	84.4513
	S	96.491	90.785	78.085	109.241	91.224
15	T	22.7470	19.4238	27.8687	14.2912	84.3307
	S	96.157	90.845	78.534	109.444	91.355
16	T	22.6346	19.3578	27.7383	14.3378	84.0685
	S	96.634	91.154	78.903	109.089	91.640
17	T	22.5148	19.3583	27.8088	14.3424	84.0243
	S	97.148	91.152	78.703	109.054	91.688
18	T	22.5131	19.3084	27.5923	14.3258	83.7396
	S	97.156	91.387	79.321	109.180	91.999
19	T	22.4810	19.4026	27.7202	14.3023	83.9061
	S	97.294	90.944	78.955	109.359	91.817

Event: Cooper Tires USF2000 Grand Prix

Round 14/15/16

Track: New Jersey Motorsports Park

2.14 mile(s)

Report: Section Data Report

USF2000 Championship

Session: Race 3

August 29, 2021



Section Data for Car 33 - Green, Josh

Lap	T/SF to I1	I1 to I2	I2 to I3	I3 to SF	Lap	
20	T	23.1220	19.3888	27.9336	14.3041	84.7485
	S	94.597	91.008	78.351	109.346	90.904
21	T	27.9248	21.3393			
	S	78.327	82.690			

Event: Cooper Tires USF2000 Grand Prix

Round 14/15/16

Track: New Jersey Motorsports Park

2.14 mile(s)

Report: Section Data Report

USF2000 Championship

Session: Race 3

August 29, 2021



Section Data for Car 34 - Christie, Dylan (R)

Lap	T/SF to I1	I1 to I2	I2 to I3	I3 to SF	Lap	
1	T	44.7486	31.6415	46.2097	32.0161	154.6159
	S	48.879	55.767	47.363	48.853	49.827
2	T	26.0827	19.7765	28.7863		156.7361
	S	83.859	89.224	76.030		49.153
3	T		19.5652	27.8820	13.9889	96.2822
	S		90.188	78.496	111.809	80.015
4	T	21.8252	18.7944	27.0388	13.8236	81.4820
	S	100.218	93.887	80.944	113.146	94.548
5	T	21.4023	18.5505	27.0295	13.8205	80.8028
	S	102.198	95.121	80.972	113.172	95.343
6	T	21.4169	18.6661	27.0495	13.8274	80.9599
	S	102.128	94.532	80.912	113.115	95.158
7	T	21.6543	18.7635	27.2099	13.9066	81.5343
	S	101.009	94.041	80.435	112.471	94.488
8	T	21.6891	18.6911	27.3078	13.9106	81.5986
	S	100.847	94.406	80.147	112.439	94.413
9	T	21.8782	18.7944	27.8097	13.7628	82.2451
	S	99.975	93.887	78.700	113.646	93.671
10	T	21.9231	18.7740	27.2277	13.8027	81.7275
	S	99.770	93.989	80.383	113.318	94.264
11	T	21.6920	18.6240	27.0613	13.8483	81.2256
	S	100.833	94.746	80.877	112.945	94.847
12	T	21.8944	18.9333	27.2236	13.8284	81.8797
	S	99.901	93.198	80.395	113.107	94.089
13	T	21.6943	18.6725	27.8844	13.9434	82.1946
	S	100.822	94.500	78.490	112.174	93.729
14	T	21.7031	18.7107	27.3699	13.8327	81.6164
	S	100.782	94.307	79.965	113.072	94.393
15	T	21.5609	18.8865	27.4420	13.7873	81.6767
	S	101.446	93.429	79.755	113.444	94.323
16	T	21.7180	18.8785	27.5328	14.1011	82.2304
	S	100.712	93.469	79.492	110.920	93.688
17	T	22.4348	18.9712	27.4700	13.8457	82.7217
	S	97.495	93.012	79.674	112.966	93.132
18	T	21.9138	18.9812	27.6128	13.8363	82.3441
	S	99.813	92.963	79.262	113.043	93.559
19	T	21.9832	18.9148	27.6442	13.8629	82.4051
	S	99.497	93.289	79.172	112.826	93.489

Event: Cooper Tires USF2000 Grand Prix

Round 14/15/16

Track: New Jersey Motorsports Park

2.14 mile(s)

Report: Section Data Report

USF2000 Championship

Session: Race 3

August 29, 2021



Section Data for Car 34 - Christie, Dylan (R)

Lap	T/SF to I1	I1 to I2	I2 to I3	I3 to SF	Lap	
20	T	22.0291	19.0695	28.2665	14.5134	83.8785
	S	99.290	92.532	77.429	107.769	91.847
21	T	27.8809				
	S	78.451				

Event: Cooper Tires USF2000 Grand Prix

Round 14/15/16

Track: New Jersey Motorsports Park

2.14 mile(s)

Report: Section Data Report

USF2000 Championship

Session: Race 3

August 29, 2021



Section Data for Car 4 - d'Orlando, Michael

Lap	T/SF to I1	I1 to I2	I2 to I3	I3 to SF	Lap	
1	T	41.8839	35.2617	48.3730	35.8110	161.3296
	S	52.222	50.041	45.245	43.676	47.753
2	T	24.2460	19.5911	28.0021	14.2846	86.1238
	S	90.212	90.069	78.160	109.495	89.453
3	T	22.5297	19.5507	28.2171	14.5021	84.7996
	S	97.084	90.255	77.564	107.853	90.849
4	T	22.6565	19.6796	28.5965	14.4467	85.3793
	S	96.541	89.664	76.535	108.266	90.233
5	T	22.7135	19.7937	29.0963	14.4438	86.0473
	S	96.298	89.147	75.220	108.288	89.532
6	T	23.3467	20.0189	29.4592	14.5000	87.3248
	S	93.687	88.144	74.294	107.868	88.222
7	T	23.5773	19.7814	28.8126	14.4493	86.6206
	S	92.770	89.202	75.961	108.247	88.940
8	T	23.3024	19.7268	28.9758	14.4513	86.4563
	S	93.865	89.449	75.533	108.232	89.109
9	T	22.9409	19.8092	28.6630	14.4216	85.8347
	S	95.344	89.077	76.358	108.455	89.754
10	T	24.5726	20.0383	29.4507	14.4097	88.4713
	S	89.013	88.059	74.315	108.544	87.079
11	T	23.7526	20.1298	28.5835	14.3571	86.8230
	S	92.086	87.658	76.570	108.942	88.732
12	T	22.7262	19.5539	28.3442	14.3430	84.9673
	S	96.245	90.240	77.216	109.049	90.670
13	T	22.7115	19.5170	29.1748	14.2752	85.6785
	S	96.307	90.411	75.018	109.567	89.918
14	T	22.8321	19.6419	28.4832	14.2997	85.2569
	S	95.798	89.836	76.840	109.379	90.362
15	T	22.7816	19.5310	28.3017	14.2612	84.8755
	S	96.010	90.346	77.332	109.675	90.768
16	T	22.7468	19.4940	28.8115	14.2700	85.3223
	S	96.157	90.517	75.964	109.607	90.293
17	T	22.7783	19.4652	28.3092	14.2639	84.8166
	S	96.024	90.651	77.312	109.654	90.831
18	T	22.6926	19.5067	28.0249	14.3748	84.5990
	S	96.387	90.458	78.096	108.808	91.065
19	T	22.8689	19.4839	28.1460	14.2636	84.7624
	S	95.644	90.564	77.760	109.656	90.889

Event: Cooper Tires USF2000 Grand Prix

Round 14/15/16

Track: New Jersey Motorsports Park

2.14 mile(s)

Report: Section Data Report

USF2000 Championship

Session: Race 3

August 29, 2021



Section Data for Car 4 - d'Orlando, Michael

Lap	T/SF to I1	I1 to I2	I2 to I3	I3 to SF	Lap	
20	T	23.2433	19.5777	28.4973	14.2783	85.5966
	S	94.103	90.130	76.802	109.543	90.004
21	T	25.2569	21.0091			
	S	86.601	83.990			

Event: Cooper Tires USF2000 Grand Prix

Round 14/15/16

Track: New Jersey Motorsports Park

2.14 mile(s)

Report: Section Data Report

USF2000 Championship

Session: Race 3

August 29, 2021



Section Data for Car 42 - Myers, Michael

Lap	T/SF to I1	I1 to I2	I2 to I3	I3 to SF	Lap	
1	T	46.4669	29.4101	44.3499	28.9877	149.2146
	S	47.072	59.998	49.349	53.957	51.630
2	T	26.9910	21.1169	30.2260	14.2847	92.6186
	S	81.037	83.561	72.409	109.494	83.180
3	T	23.2664	19.8918	28.8874	14.3473	86.3929
	S	94.010	88.707	75.764	109.016	89.174
4	T	23.2967	20.1788	29.0429	14.4299	86.9483
	S	93.888	87.446	75.359	108.392	88.604
5	T	23.7936	20.2374	29.3592	14.4808	87.8710
	S	91.927	87.192	74.547	108.011	87.674
6	T	23.8831	20.4867	31.1666	15.3257	90.8621
	S	91.582	86.131	70.224	102.057	84.788
7	T	24.1817	20.7717	29.5357		190.0962
	S	90.452	84.949	74.101		40.527
8	T		20.0906	28.7245	13.9822	100.6677
	S		87.829	76.194	111.863	76.529
9	T	22.6015	19.0467	27.1937	13.8603	82.7022
	S	96.776	92.643	80.483	112.847	93.154
10	T	21.9446	18.7774	26.9907	13.8481	81.5608
	S	99.672	93.972	81.089	112.946	94.457
11	T	21.9328	18.8330	27.0233	13.8621	81.6512
	S	99.726	93.694	80.991	112.832	94.353
12	T	22.0328	18.9265	26.9278	13.8426	81.7297
	S	99.273	93.231	81.278	112.991	94.262
13	T	21.9431	18.8707	27.1121	13.8473	81.7732
	S	99.679	93.507	80.725	112.953	94.212
14	T	21.8281	18.7713	26.7703	13.8093	81.1790
	S	100.204	94.002	81.756	113.264	94.901
15	T	21.9123	18.8059	26.7555	13.8591	81.3328
	S	99.819	93.829	81.801	112.857	94.722
16	T	21.9782	19.2004	27.2802	13.8494	82.3082
	S	99.520	91.901	80.228	112.936	93.599
17	T	22.3126	18.9789	27.1254	13.8252	82.2421
	S	98.029	92.974	80.686	113.133	93.675
18	T	22.0877	19.0962	28.5123	14.0697	83.7659
	S	99.027	92.403	76.761	111.167	91.971
19	T	24.3589	20.3421	28.3022	14.0786	87.0818
	S	89.794	86.744	77.331	111.097	88.469

Event: Cooper Tires USF2000 Grand Prix

Round 14/15/16

Track: New Jersey Motorsports Park

2.14 mile(s)

Report: Section Data Report

USF2000 Championship

Session: Race 3

August 29, 2021



Section Data for Car 42 - Myers, Michael

Lap	T/SF to I1	I1 to I2	I2 to I3	I3 to SF	Lap
20	T	26.1262	22.8108		
	S	83.720	77.356		

Event: Cooper Tires USF2000 Grand Prix

Round 14/15/16

Track: New Jersey Motorsports Park

2.14 mile(s)

Report: Section Data Report

USF2000 Championship

Session: Race 3

August 29, 2021



Section Data for Car 44 - Brooks, Christian

Lap	T/SF to I1	I1 to I2	I2 to I3	I3 to SF	Lap	
1	T	44.7896	32.2980	46.1181	32.8293	156.0350
	S	48.834	54.633	47.457	47.643	49.374
2	T	26.6161	19.8735	28.7152	14.0649	89.2697
	S	82.179	88.789	76.219	111.205	86.300
3	T	22.6083	19.6203	28.4605	14.4070	85.0961
	S	96.746	89.935	76.901	108.565	90.533
4	T	23.0464	19.5740	28.8457		174.9709
	S	94.907	90.147	75.874		44.030
5	T		20.1519	28.4637	13.9035	98.0762
	S		87.562	76.892	112.496	78.551
6	T	22.4500	19.1768	27.2826	14.0265	82.9359
	S	97.429	92.015	80.221	111.510	92.891
7	T	21.6324	18.6809	27.3789	14.0033	81.6955
	S	101.111	94.457	79.939	111.694	94.301
8	T	21.5025	18.9683	27.8389	14.3826	82.6923
	S	101.722	93.026	78.618	108.749	93.165
9	T	21.7505	18.6254	27.7247	13.8579	81.9585
	S	100.562	94.739	78.942	112.866	93.999
10	T	23.0632	18.9356	27.0196	13.9061	82.9245
	S	94.838	93.187	81.002	112.475	92.904
11	T	21.4670	18.6580	27.0691	13.7719	80.9660
	S	101.890	94.573	80.854	113.571	95.151
12	T	21.8019	18.6847	27.0752	13.7864	81.3482
	S	100.325	94.438	80.835	113.452	94.704
13	T	21.6244	18.5215	26.9132	13.7112	80.7703
	S	101.148	95.270	81.322	114.074	95.382
14	T	21.6360	18.7361	26.8507	13.7191	80.9419
	S	101.094	94.179	81.511	114.008	95.179
15	T	21.8055	18.6901	27.3304	13.7896	81.6156
	S	100.308	94.411	80.081	113.425	94.394
16	T	24.5033	18.8690	26.7437	13.8421	83.9581
	S	89.264	93.516	81.837	112.995	91.760
17	T	21.5304	18.5715	26.4586	13.8288	80.3893
	S	101.590	95.014	82.719	113.104	95.834
18	T	21.4844	18.6834	26.6218	13.7720	80.5616
	S	101.807	94.445	82.212	113.570	95.629
19	T	21.4428	18.5824	26.8160	13.7766	80.6178
	S	102.005	94.958	81.617	113.532	95.562

Event: Cooper Tires USF2000 Grand Prix

Round 14/15/16

Track: New Jersey Motorsports Park

2.14 mile(s)

Report: Section Data Report

USF2000 Championship

Session: Race 3

August 29, 2021



Section Data for Car 44 - Brooks, Christian

Lap	T/SF to I1	I1 to I2	I2 to I3	I3 to SF	Lap	
20	T	21.6770	18.7147	26.8929	13.8161	81.1007
	S	100.903	94.287	81.383	113.208	94.993

Event: Cooper Tires USF2000 Grand Prix

Round 14/15/16

Track: New Jersey Motorsports Park

2.14 mile(s)

Report: Section Data Report

USF2000 Championship

Session: Race 3

August 29, 2021



Section Data for Car 5 - Kohlbecker, Spike (R)

Lap	T/SF to I1	I1 to I2	I2 to I3	I3 to SF	Lap	
1	T	42.9701	34.0254	46.3228	33.4146	156.7329
	S	50.902	51.860	47.247	46.809	49.154
2	T	25.6383	19.8540	28.7048	14.1984	88.3955
	S	85.313	88.876	76.246	110.160	87.154
3	T	22.6708	19.9936	28.4979	14.3360	85.4983
	S	96.480	88.256	76.800	109.102	90.107
4	T	22.9439	19.8628	28.6508	14.3965	85.8540
	S	95.331	88.837	76.390	108.644	89.734
5	T	23.5252	20.0185	29.0941	14.4484	87.0862
	S	92.976	88.146	75.226	108.254	88.464
6	T	23.2278	20.4174	29.1688	14.6152	87.4292
	S	94.166	86.424	75.033	107.018	88.117
7	T	23.3858	20.1332	29.0248	14.5703	87.1141
	S	93.530	87.644	75.406	107.348	88.436
8	T	23.3829	20.0063	28.9052	14.5469	86.8413
	S	93.542	88.199	75.718	107.521	88.714
9	T	23.3324	19.9529	28.8416	14.4614	86.5883
	S	93.744	88.436	75.885	108.156	88.973
10	T	23.2376	19.7300	28.8444	14.5001	86.3121
	S	94.126	89.435	75.877	107.868	89.257
11	T	22.9428	20.4790	28.7262	14.5283	86.6763
	S	95.336	86.164	76.190	107.658	88.882
12	T	23.2394	19.7110	28.5793	14.4190	85.9487
	S	94.119	89.521	76.581	108.474	89.635
13	T	22.8405	19.6242	28.2339	14.4227	85.1213
	S	95.763	89.917	77.518	108.446	90.506
14	T	22.8130	19.6956	28.4270	14.3926	85.3282
	S	95.878	89.591	76.991	108.673	90.287
15	T	22.8542	19.6384	28.6797	14.3712	85.5435
	S	95.706	89.852	76.313	108.835	90.059
16	T	23.0487	19.6572	28.5476	14.3584	85.6119
	S	94.898	89.766	76.666	108.932	89.987
17	T	23.4037	20.3387	29.0194	14.3919	87.1537
	S	93.458	86.758	75.420	108.679	88.396
18	T	23.2763	19.7463	28.9260	14.4410	86.3896
	S	93.970	89.361	75.663	108.309	89.177
19	T	23.6556	19.7363	29.1585	14.4526	87.0030
	S	92.463	89.406	75.060	108.222	88.549

Event: Cooper Tires USF2000 Grand Prix

Round 14/15/16

Track: New Jersey Motorsports Park

2.14 mile(s)

Report: Section Data Report

USF2000 Championship

Session: Race 3

August 29, 2021



Section Data for Car 5 - Kohlbecker, Spike (R)

Lap	T/SF to I1	I1 to I2	I2 to I3	I3 to SF	Lap	
20	T	24.6918	20.2302	29.4907	14.4212	88.8339
	S	88.583	87.223	74.214	108.458	86.724
21	T	26.8540				
	S	81.451				

Event: Cooper Tires USF2000 Grand Prix

Round 14/15/16

Track: New Jersey Motorsports Park

2.14 mile(s)

Report: Section Data Report

USF2000 Championship

Session: Race 3

August 29, 2021



Section Data for Car 6 - Garg, Bijoy

Lap	T/SF to I1	I1 to I2	I2 to I3	I3 to SF	Lap	
1	T	46.6196	29.4988	44.3804	28.4792	148.9780
	S	46.917	59.818	49.315	54.920	51.712
2	T	27.9120	20.4898	31.0847		115.6941
	S	78.363	86.118	70.409		66.589
3	T		20.4416	28.5399		156.5913
	S		86.321	76.687		49.198
4	T		19.6907	27.9621	13.7005	96.7270
	S		89.613	78.272	114.163	79.647
5	T	22.0421	18.8719	27.0460	13.8162	81.7762
	S	99.232	93.501	80.923	113.207	94.208
6	T	23.0252	18.9914	27.1819	13.8616	83.0601
	S	94.995	92.913	80.518	112.836	92.752
7	T	21.7134	18.7462	27.7674	14.0725	82.2995
	S	100.734	94.128	78.820	111.145	93.609
8	T	21.9357	18.8214	27.1312	13.8238	81.7121
	S	99.713	93.752	80.669	113.145	94.282
9	T	22.0765	18.8186	27.9831	14.0391	82.9173
	S	99.077	93.766	78.213	111.410	92.912
10	T	22.6347	19.5983	27.2649	13.8780	83.3759
	S	96.634	90.036	80.273	112.703	92.401
11	T	22.6721	19.4434	27.8189	14.0250	83.9594
	S	96.474	90.753	78.674	111.522	91.759
12	T	22.3327	19.0859	27.8587	13.8987	83.1760
	S	97.940	92.453	78.562	112.535	92.623
13	T	22.2945	19.0209	33.7604	13.9727	89.0485
	S	98.108	92.769	64.829	111.939	86.515
14	T	22.4262	19.1490	27.7438	14.0260	83.3450
	S	97.532	92.148	78.887	111.514	92.435
15	T	22.3487	19.3421	27.9394	13.8801	83.5103
	S	97.870	91.228	78.335	112.686	92.252
16	T	22.0329	18.8495	27.0001	13.8681	81.7506
	S	99.273	93.612	81.060	112.783	94.238
17	T	21.9769	18.9373	26.9935	13.8642	81.7719
	S	99.526	93.178	81.080	112.815	94.213
18	T	22.0782	18.9144	27.7622	14.0856	82.8404
	S	99.069	93.291	78.835	111.042	92.998
19	T	22.3064	18.8516	26.8790	13.8796	81.9166
	S	98.056	93.602	81.426	112.690	94.047

Event: Cooper Tires USF2000 Grand Prix

Round 14/15/16

Track: New Jersey Motorsports Park

2.14 mile(s)

Report: Section Data Report

USF2000 Championship

Session: Race 3

August 29, 2021



Section Data for Car 6 - Garg, Bijoy

Lap	T/SF to I1	I1 to I2	I2 to I3	I3 to SF	Lap
20	T	26.0623	20.1108	29.5747	
	S	83.925	87.741	74.004	

Event: Cooper Tires USF2000 Grand Prix

Round 14/15/16

Track: New Jersey Motorsports Park

2.14 mile(s)

Report: Section Data Report

USF2000 Championship

Session: Race 3

August 29, 2021



Section Data for Car 63 - Burke, Trey (R)

Lap	T/SF to I1	I1 to I2	I2 to I3	I3 to SF	Lap	
1	T	46.6005	29.3942	44.7138	27.5104	148.2189
	S	46.937	60.030	48.948	56.855	51.977
2	T	27.0770	20.9265	29.8687	14.2624	92.1346
	S	80.780	84.321	73.275	109.665	83.617
3	T	22.6808	19.6501	28.5383	14.3217	85.1909
	S	96.437	89.798	76.691	109.211	90.432
4	T	22.9594	19.8367	28.9010	14.3394	86.0365
	S	95.267	88.954	75.729	109.076	89.543
5	T	23.7538	20.0355	29.0603	14.3643	87.2139
	S	92.081	88.071	75.314	108.887	88.335
6	T	23.3931	19.9630	29.2842	14.5571	87.1974
	S	93.501	88.391	74.738	107.445	88.351
7	T	23.0720	20.1409	28.9197	14.7708	86.9034
	S	94.802	87.610	75.680	105.891	88.650
8	T	23.0474	20.0103	29.1541	14.8454	87.0572
	S	94.903	88.182	75.071	105.359	88.494
9	T	23.0274	19.9218	28.6072	14.5028	86.0592
	S	94.986	88.574	76.506	107.848	89.520
10	T	23.1767	19.7751	28.4433	14.4694	85.8645
	S	94.374	89.231	76.947	108.096	89.723
11	T	22.7894	19.6432	28.4737	14.4864	85.3927
	S	95.978	89.830	76.865	107.970	90.218
12	T	22.7873	19.6173	28.3682	14.4651	85.2379
	S	95.986	89.948	77.151	108.129	90.382
13	T	22.8717	19.6475	28.1484	14.3840	85.0516
	S	95.632	89.810	77.753	108.738	90.580
14	T	22.9334	19.6690	28.1679	14.2836	85.0539
	S	95.375	89.712	77.700	109.503	90.578
15	T	23.0488	19.5920	28.3360	14.3245	85.3013
	S	94.897	90.065	77.239	109.190	90.315
16	T	23.0272	20.1476	29.6523	14.2635	87.0906
	S	94.986	87.581	73.810	109.657	88.460
17	T	23.0609	19.6709	28.8967	14.6732	86.3017
	S	94.848	89.703	75.740	106.595	89.268
18	T	22.8797	19.5870	28.6266	14.4541	85.5474
	S	95.599	90.088	76.455	108.211	90.055
19	T	23.7384	19.8797	28.8110	14.2787	86.7078
	S	92.141	88.761	75.965	109.540	88.850

Event: Cooper Tires USF2000 Grand Prix

Round 14/15/16

Track: New Jersey Motorsports Park

2.14 mile(s)

Report: Section Data Report

USF2000 Championship

Session: Race 3

August 29, 2021



Section Data for Car 63 - Burke, Trey (R)

Lap	T/SF to I1	I1 to I2	I2 to I3	I3 to SF	Lap	
20	T	24.7981	20.6525	29.1708	14.7277	89.3491
	S	88.203	85.440	75.028	106.201	86.224
21	T	26.6264				
	S	82.147				

Event: Cooper Tires USF2000 Grand Prix

Round 14/15/16

Track: New Jersey Motorsports Park

2.14 mile(s)

Report: Section Data Report

USF2000 Championship

Session: Race 3

August 29, 2021



Section Data for Car 9 - Vodanovich, Peter (R)

Lap	T/SF to I1	I1 to I2	I2 to I3	I3 to SF	Lap	
1	T	46.4000	29.3123	44.3580	26.8943	146.9646
	S	47.139	60.198	49.340	58.157	52.421
2	T	27.1593	20.5634	29.7897		149.7528
	S	80.535	85.810	73.470		51.445
3	T		19.6556	28.1538	13.9375	96.3412
	S		89.773	77.739	112.222	79.966
4	T	22.6922	19.0944	27.1528	13.8189	82.7583
	S	96.389	92.412	80.604	113.185	93.090
5	T	21.7143	18.7282	26.7982	13.8289	81.0696
	S	100.730	94.219	81.671	113.103	95.029
6	T	21.4358	18.6519	26.9650	13.8228	80.8755
	S	102.038	94.604	81.166	113.153	95.258
7	T	21.5092	18.6657	26.8241	13.8593	80.8583
	S	101.690	94.534	81.592	112.855	95.278
8	T	21.7190	18.6681	26.6764	13.9149	80.9784
	S	100.708	94.522	82.044	112.404	95.136
9	T	21.6559	18.6266	27.5028	13.9670	81.7523
	S	101.001	94.733	79.579	111.985	94.236
10	T	21.6540	18.6051	26.8691	13.9578	81.0860
	S	101.010	94.842	81.456	112.059	95.010
11	T	21.4259	18.7796	26.5795	13.9084	80.6934
	S	102.085	93.961	82.343	112.457	95.472
12	T	21.5521	18.7331	26.7540	13.9214	80.9606
	S	101.488	94.194	81.806	112.352	95.157
13	T	21.4203	18.9236	27.1405	13.9443	81.4287
	S	102.112	93.246	80.641	112.167	94.610
14	T	21.5463	18.8158	26.7409	13.8833	80.9863
	S	101.515	93.780	81.846	112.660	95.127
15	T	21.6381	18.8915	26.9910	13.9120	81.4326
	S	101.084	93.404	81.088	112.427	94.606
16	T	21.6776	18.8503	27.0210	13.9363	81.4852
	S	100.900	93.608	80.998	112.231	94.545
17	T	21.9343	18.9804	27.1451	13.9691	82.0289
	S	99.719	92.967	80.627	111.968	93.918
18	T	22.2132	19.3010	28.4435	14.0984	84.0561
	S	98.467	91.422	76.947	110.941	91.653
19	T	23.2711	19.7441			
	S	93.991	89.371			

Event: Cooper Tires USF2000 Grand Prix

Round 14/15/16

Track: New Jersey Motorsports Park

2.14 mile(s)

Report: Section Data Report

USF2000 Championship

Session: Race 3

August 29, 2021



Section Data for Car 91 - Frazer, Billy (R)

Lap	T/SF to I1	I1 to I2	I2 to I3	I3 to SF	Lap	
1	T	46.7383	29.7235	44.3237	29.8277	150.6132
	S	46.798	59.365	49.378	52.438	51.151
2	T	26.5695	20.2602	28.5624	14.2116	89.6037
	S	82.323	87.094	76.626	110.057	85.979
3	T	22.6577	19.9143	28.3113	14.3152	85.1985
	S	96.536	88.607	77.306	109.261	90.424
4	T	22.9454	20.1604	28.8276	14.4027	86.3361
	S	95.325	87.525	75.922	108.597	89.233
5	T	23.4233	20.2250	28.7182		153.8334
	S	93.380	87.246	76.211		50.080
6	T		18.8516	26.5862	13.8474	92.7219
	S		93.602	82.322	112.952	83.087
7	T	21.2799	18.4176	26.1527	13.8616	79.7118
	S	102.786	95.808	83.687	112.836	96.648
8	T	21.0695	18.5294	26.4871	13.8825	79.9685
	S	103.812	95.229	82.630	112.666	96.338
9	T	21.2081	18.5415	26.6544	13.8396	80.2436
	S	103.134	95.167	82.112	113.016	96.008
10	T	21.2347	18.4811	26.6358	13.9118	80.2634
	S	103.005	95.478	82.169	112.429	95.984
11	T	21.2756	18.5323	26.8205	13.9167	80.5451
	S	102.807	95.215	81.603	112.389	95.648
12	T	21.2663	18.8169	27.2032	13.8037	81.0901
	S	102.852	93.775	80.455	113.310	95.005
13	T	21.3225	18.7552	26.7123	13.9077	80.6977
	S	102.581	94.083	81.934	112.462	95.467
14	T	21.8408	18.6692	26.7237	13.8735	81.1072
	S	100.146	94.516	81.899	112.739	94.985
15	T	21.2922	18.6157	26.6662	13.8398	80.4139
	S	102.726	94.788	82.075	113.014	95.804
16	T	21.6507	18.7793	27.5600	13.8810	81.8710
	S	101.025	93.962	79.414	112.679	94.099
17	T	21.7860	18.7534	26.7055	13.9101	81.1550
	S	100.398	94.092	81.955	112.443	94.929
18	T	21.8704	18.9136	26.9120	13.8594	81.5554
	S	100.011	93.295	81.326	112.854	94.463
19	T	21.6357	18.9129	27.1286	13.8929	81.5701
	S	101.096	93.299	80.676	112.582	94.446

Event: Cooper Tires USF2000 Grand Prix

Round 14/15/16

Track: New Jersey Motorsports Park

2.14 mile(s)

Report: Section Data Report

USF2000 Championship

Session: Race 3

August 29, 2021



Section Data for Car 91 - Frazer, Billy (R)

Lap	T/SF to I1	I1 to I2	I2 to I3	I3 to SF	Lap	
20	T	22.4226	19.9320	27.7911	13.9172	84.0629
	S	97.548	88.528	78.753	112.385	91.646
21	T	25.8428	22.2438			
	S	84.638	79.328			

Event: Cooper Tires USF2000 Grand Prix

Round 14/15/16

Track: New Jersey Motorsports Park

2.14 mile(s)

Report: Section Data Report

USF2000 Championship

Session: Race 3

August 29, 2021



Section Data for Car 99 - Rowe, Myles (R)

Lap	T/SF to I1	I1 to I2	I2 to I3	I3 to SF	Lap	
1	T	45.0600	31.5257	45.1156	31.0152	152.7165
	S	48.541	55.972	48.512	50.430	50.446
2	T	26.9619	20.8130	28.8991	14.0696	90.7436
	S	81.125	84.781	75.734	111.168	84.899
3	T	22.8236	19.6891	28.5628	14.0752	85.1507
	S	95.834	89.620	76.625	111.124	90.475
4	T	22.7667	19.6321	29.0017	14.1438	85.5443
	S	96.073	89.881	75.466	110.585	90.059
5	T	23.6802	20.0453	29.0354	14.2518	87.0127
	S	92.367	88.028	75.378	109.747	88.539
6	T	22.9663	19.6353	28.5613		149.4978
	S	95.238	89.866	76.629		51.533
7	T		20.0284	28.0589	13.9590	107.5625
	S		88.102	78.002	112.049	71.623
8	T	22.7826	19.3567	28.0119	14.1388	84.2900
	S	96.006	91.159	78.132	110.624	91.399
9	T	22.9509	19.5196	27.9858	13.8872	84.3435
	S	95.302	90.399	78.205	112.628	91.341
10	T	22.8755	19.1269	27.4818	13.8753	83.3595
	S	95.616	92.255	79.639	112.725	92.419
11	T	22.0227	18.9060	27.1241	13.8831	81.9359
	S	99.319	93.333	80.690	112.662	94.025
12	T	22.2281	18.7442	26.7824	13.8004	81.5551
	S	98.401	94.138	81.719	113.337	94.464
13	T	21.6015	18.5710	26.9458	13.7996	80.9179
	S	101.256	95.016	81.224	113.343	95.208
14	T	21.6684	18.7755	26.6941	13.7788	80.9168
	S	100.943	93.981	81.990	113.514	95.209
15	T	21.7534	18.9162	26.9713	13.9139	81.5548
	S	100.549	93.282	81.147	112.412	94.464
16	T	21.4761	18.6074	26.9376	13.8312	80.8523
	S	101.847	94.830	81.248	113.084	95.285
17	T	21.6424	18.6389	26.8158	13.8644	80.9615
	S	101.064	94.670	81.617	112.813	95.156
18	T	21.8826	18.7755	26.7294	13.8560	81.2435
	S	99.955	93.981	81.881	112.882	94.826
19	T	21.9820	18.7600	27.0730	13.8350	81.6500
	S	99.503	94.059	80.842	113.053	94.354

Event: Cooper Tires USF2000 Grand Prix

Round 14/15/16

Track: New Jersey Motorsports Park

2.14 mile(s)

Report: Section Data Report

USF2000 Championship

Session: Race 3

August 29, 2021



Section Data for Car 99 - Rowe, Myles (R)

Lap	T/SF to I1	I1 to I2	I2 to I3	I3 to SF	Lap	
20	T	21.7441	18.8781	27.1220	13.8420	81.5862
	S	100.592	93.471	80.696	112.996	94.428

Event: Cooper Tires USF2000 Grand Prix
Track: New Jersey Motorsports Park
Report: Section Data Report
Session: Race 3






Round 14/15/16
2.14 mile(s)
USF2000 Championship
August 29, 2021



Section Data for Car

Report Support Information

Section Legend	
Name	Length
SF to I1	0.607576 miles
I1 to I2	0.490152 miles
I2 to I3	0.607955 miles
I3 to SF	0.434470 miles
Lap	2.140000 miles
SFP to I1	0.607576 miles
I3 to SFP	0.434470 miles

Color Legend	
	Fastest Lap
	Section Under Caution
	Section Under Green
	Section Time Data
	Section Speed Data

