

Event: Andersen Companies USF2000 GP at NJMP  
Track: New Jersey Motorsports Park  
Report: Section Data Report  
Session: Race 3

Round 13/14/15  
2.14 mile(s)  
USF2000 Championship  
October 11, 2020



Section Data for Car 1 - Campbell, Prescott (R)

Lap	T/SF to I1	I1 to I2	I2 to I3	I3 to SF	Lap	
1	T	27.0440	19.9563	28.1847	13.6390	88.8240
	S	80.878	88.420	77.653	114.678	86.733
2	T	22.7194	19.0282	26.9439	13.5090	82.2005
	S	96.273	92.733	81.229	115.781	93.722
3	T	22.2831	19.2851	27.5851	13.7894	82.9427
	S	98.158	91.498	79.341	113.427	92.883
4	T	23.6570	20.5481	28.7676	15.1547	88.1274
	S	92.458	85.874	76.080	103.208	87.419
5	T	33.0111	40.8992	53.2326	30.1835	837.4448
	S	66.259	43.144	41.115	51.819	9.199
6	T	26.3697	21.4668	29.2018	14.2362	91.2745
	S	82.946	82.199	74.949	109.867	84.405
7	T	24.9725	20.6463	28.5734	14.1685	88.3607
	S	87.587	85.465	76.597	110.392	87.188
8	T	24.5059	20.3849	28.7093	14.0202	87.6203
	S	89.255	86.561	76.234	111.560	87.925
9	T	24.6598	20.3378	28.9300	14.0767	88.0043
	S	88.698	86.762	75.653	111.112	87.541
10	T	24.9655	20.3083	28.9563	14.2923	88.5224
	S	87.612	86.888	75.584	109.436	87.029
11	T	25.7428	20.6924	29.3075	14.3357	90.0784
	S	84.966	85.275	74.678	109.105	85.525
12	T	25.8091	20.4254	29.3352	14.3995	89.9692
	S	84.748	86.390	74.608	108.621	85.629
13	T	25.8788	20.6407	29.3541	14.4410	90.3146
	S	84.520	85.489	74.560	108.309	85.302
14	T	26.0288	20.6349	29.2128	14.3609	90.2374
	S	84.033	85.513	74.920	108.913	85.375
15	T	26.0581	20.7083	29.4507	14.4064	90.6235
	S	83.938	85.210	74.315	108.569	85.011
16	T	26.2627	20.7939	29.5461	14.3007	90.9034
	S	83.284	84.859	74.075	109.372	84.749
17	T	26.1820	21.1032	29.2712	14.2725	90.8289
	S	83.541	83.615	74.771	109.588	84.819
18	T	26.2172	21.0873	29.3530	14.2169	90.8744
	S	83.429	83.678	74.563	110.016	84.776
19	T	26.2776	21.0398	29.2639	14.2311	90.8124
	S	83.237	83.867	74.790	109.907	84.834

Event: Andersen Companies USF2000 GP at NJMP

Round 13/14/15

Track: New Jersey Motorsports Park

2.14 mile(s)

Report: Section Data Report

USF2000 Championship

Session: Race 3

October 11, 2020



Section Data for Car 1 - Campbell, Prescott (R)

Lap	T/SF to I1	I1 to I2	I2 to I3	I3 to SF	Lap	
20	T	26.2696	21.2684	29.9038	14.2617	91.7035
	S	83.263	82.966	73.189	109.671	84.010
21	T	28.7306	24.0764			
	S	76.130	73.289			

**Event:** Andersen Companies USF2000 GP at NJMP  
**Track:** New Jersey Motorsports Park  
**Report:** Section Data Report  
**Session:** Race 3

**Round 13/14/15**  
**2.14 mile(s)**

**USF2000 Championship**  
**October 11, 2020**



**Section Data for Car 10 - Shields, Cameron**

Lap	T/SF to I1	I1 to I2	I2 to I3	I3 to SF	Lap	
1	T	25.6974	19.6702	28.2136	13.6480	87.2292
	S	85.116	89.707	77.574	114.602	88.319
2	T	22.6500	19.0163	27.3225	13.6487	82.6375
	S	96.568	92.791	80.104	114.596	93.226
3	T	22.5713	19.0528	27.6125	13.6636	82.9002
	S	96.905	92.613	79.263	114.471	92.931
4	T	23.2841	20.1195	28.4522	15.4945	87.3503
	S	93.938	87.703	76.923	100.945	88.197
5	T	32.8514	40.5171	54.5912	30.5923	839.3472
	S	66.581	43.551	40.091	51.127	9.179
6	T	25.5493	20.8616	28.9114	14.3029	89.6252
	S	85.610	84.583	75.702	109.355	85.958
7	T	24.5958	20.2723	28.6342	14.3689	87.8712
	S	88.929	87.042	76.434	108.853	87.674
8	T	24.6914	20.1982	28.7896	14.4566	88.1358
	S	88.584	87.362	76.022	108.192	87.411
9	T	24.8208	20.2869	28.6962	14.5036	88.3075
	S	88.123	86.980	76.269	107.842	87.241
10	T	25.2550	20.3670	30.0334	14.7357	90.3911
	S	86.608	86.637	72.873	106.143	85.230
11	T	26.1318	20.8177	30.1401	14.5732	91.6628
	S	83.702	84.762	72.615	107.327	84.047
12	T	26.3874	20.7571	29.7080	14.5615	91.4140
	S	82.891	85.009	73.672	107.413	84.276
13	T	26.3388	20.7940	29.8597	14.4711	91.4636
	S	83.044	84.858	73.297	108.084	84.230
14	T	27.1082	20.8800	30.1052	14.6308	92.7242
	S	80.687	84.509	72.700	106.904	83.085
15	T	26.5365	20.6701	30.0922	14.4364	91.7352
	S	82.425	85.367	72.731	108.344	83.981
16	T	26.6380	20.9172	29.8469	14.3936	91.7957
	S	82.111	84.359	73.329	108.666	83.925
17	T	26.9270	21.1486	29.9028	14.4606	92.4390
	S	81.230	83.436	73.192	108.162	83.341
18	T	27.9204	21.5305	30.0151	14.4195	93.8855
	S	78.340	81.956	72.918	108.471	82.057
19	T	27.0615	21.2136	29.6715	14.1970	92.1436
	S	80.826	83.180	73.762	110.171	83.609

Event: Andersen Companies USF2000 GP at NJMP

Round 13/14/15

Track: New Jersey Motorsports Park

2.14 mile(s)

Report: Section Data Report

USF2000 Championship

Session: Race 3

October 11, 2020



Section Data for Car 10 - Shields, Cameron

Lap	T/SF to I1	I1 to I2	I2 to I3	I3 to SF	Lap	
20	T	27.1401	21.1072	29.6315	14.3532	92.2320
	S	80.592	83.599	73.862	108.972	83.528
21	T	28.9741				
	S	75.491				

Event: Andersen Companies USF2000 GP at NJMP  
Track: New Jersey Motorsports Park  
Report: Section Data Report  
Session: Race 3

Round 13/14/15  
2.14 mile(s)



USF2000 Championship  
October 11, 2020

Section Data for Car 11 - Christodoulou, Nico (R)

Lap	T/SF to I1	I1 to I2	I2 to I3	I3 to SF	Lap	
1	T	27.2041	20.3629	28.3948	13.6316	89.5934
	S	80.402	86.655	77.079	114.740	85.988
2	T	23.2540	19.1369	27.6021	13.6988	83.6918
	S	94.060	92.206	79.292	114.177	92.052
3	T	22.5200	24.1650	28.4546	13.6927	88.8323
	S	97.126	73.021	76.917	114.228	86.725
4	T	23.0301	39.8782	50.0334	26.2764	921.5014
	S	94.975	44.248	43.744	59.525	8.360
5	T	27.7760	21.6604	29.7626	14.1447	93.3437
	S	78.747	81.464	73.536	110.578	82.534
6	T	25.4837	20.8361	29.0996	14.4070	89.8264
	S	85.830	84.687	75.212	108.565	85.765
7	T	24.6169	20.6980	29.0740	14.3769	88.7658
	S	88.852	85.252	75.278	108.792	86.790
8	T	24.8744	20.6634	29.1558	14.4614	89.1550
	S	87.933	85.395	75.067	108.156	86.411
9	T	24.9052	20.9766	30.0147	14.5297	90.4262
	S	87.824	84.120	72.919	107.648	85.197
10	T	32.6341	21.4984	30.4928	14.3310	98.9563
	S	67.024	82.078	71.776	109.140	77.853
11	T	26.9960	21.1005	30.0508	14.4451	92.5924
	S	81.022	83.626	72.831	108.278	83.203
12	T	27.4750	21.4697	29.7208	14.4359	93.1014
	S	79.610	82.188	73.640	108.347	82.748
13	T	27.5543	21.4852	30.0617		178.5490
	S	79.380	82.128	72.805		43.148
14	T		21.6212	29.7718	14.3639	105.8178
	S		81.612	73.514	108.890	72.804
15	T	27.0198	21.5276	29.6006	14.2927	92.4407
	S	80.951	81.967	73.939	109.433	83.340
16	T	27.5373	21.4342	30.1164	14.2471	93.3350
	S	79.429	82.324	72.673	109.783	82.541
17	T	26.9578	21.2400	29.3447	14.2010	91.7435
	S	81.137	83.077	74.584	110.139	83.973
18	T	26.9591	21.3071	29.3970	14.2518	91.9150
	S	81.133	82.815	74.451	109.747	83.817

Event: Andersen Companies USF2000 GP at NJMP

Round 13/14/15

Track: New Jersey Motorsports Park

2.14 mile(s)

Report: Section Data Report

USF2000 Championship

Session: Race 3

October 11, 2020



Section Data for Car 16 - Pierson, Josh (R)

Lap	T/SF to I1	I1 to I2	I2 to I3	I3 to SF	Lap	
1	T	27.5042	20.3294	28.4877	13.6951	90.0164
	S	79.525	86.798	76.827	114.208	85.584
2	T	23.2692	19.1812	27.5251	13.7334	83.7089
	S	93.999	91.993	79.514	113.890	92.033
3	T	22.9527	19.9863	27.7115	13.7294	84.3799
	S	95.295	88.288	78.979	113.923	91.301
4	T	22.8053	20.0592	30.2818	15.9939	89.1402
	S	95.911	87.967	72.276	97.793	86.426
5	T	34.1168	40.9213	51.6740	28.7264	834.5136
	S	64.111	43.120	42.355	54.448	9.232
6	T	26.7135	21.8159	29.6658	14.6577	92.8529
	S	81.879	80.883	73.776	106.708	82.970
7	T	24.4761	20.5332	28.8070	14.1248	87.9411
	S	89.364	85.936	75.976	110.734	87.604
8	T	24.5725	20.3890	28.4232	14.1123	87.4970
	S	89.013	86.544	77.002	110.832	88.049
9	T	24.3873	20.2758	29.7249	14.1264	88.5144
	S	89.689	87.027	73.630	110.721	87.037
10	T	24.9276	20.3937	28.7485	14.1772	88.2470
	S	87.745	86.524	76.130	110.324	87.300
11	T	26.7067	20.4749	28.8543	14.2424	90.2783
	S	81.900	86.181	75.851	109.819	85.336
12	T	26.0835	21.0831	29.2325	14.3474	90.7465
	S	83.857	83.695	74.870	109.016	84.896
13	T	26.7897	20.6243	29.1858	14.2307	90.8305
	S	81.646	85.557	74.990	109.910	84.817
14	T	27.0397	21.0342	29.6640	14.1857	91.9236
	S	80.891	83.889	73.781	110.258	83.809
15	T	27.1674	20.8708	30.1626	15.3703	93.5711
	S	80.511	84.546	72.561	101.761	82.333
16	T	27.9087	21.3497	30.1266	15.0662	94.4512
	S	78.372	82.650	72.648	103.815	81.566
17	T	27.3435	21.3809	29.6825	14.4425	92.8494
	S	79.992	82.529	73.735	108.298	82.973
18	T	26.9161	21.2487	29.6484	14.4284	92.2416
	S	81.263	83.043	73.820	108.404	83.520
19	T	26.6330	21.5589	29.2162	14.2314	91.6395
	S	82.126	81.848	74.912	109.904	84.069

Event: Andersen Companies USF2000 GP at NJMP

Round 13/14/15

Track: New Jersey Motorsports Park

2.14 mile(s)

Report: Section Data Report

USF2000 Championship

Session: Race 3

October 11, 2020



Section Data for Car 16 - Pierson, Josh (R)

Lap	T/SF to I1	I1 to I2	I2 to I3	I3 to SF	Lap	
20	T	26.2464	21.1544	29.2515	14.2170	90.8693
	S	83.336	83.413	74.821	110.016	84.781
21	T	29.9244				
	S	73.093				

Event: Andersen Companies USF2000 GP at NJMP  
Track: New Jersey Motorsports Park  
Report: Section Data Report  
Session: Race 3

Round 13/14/15  
2.14 mile(s)  
USF2000 Championship  
October 11, 2020



Section Data for Car 2 - Green, Josh (R)

Lap	T/SF to I1	I1 to I2	I2 to I3	I3 to SF	Lap	
1	T	26.5253	20.0446	28.1315	13.7822	88.4836
	S	82.460	88.031	77.800	113.486	87.067
2	T	22.5923	19.2105	27.4412	13.6263	82.8703
	S	96.815	91.853	79.757	114.785	92.965
3	T	22.6839	19.2251	27.9259	13.5967	83.4316
	S	96.424	91.783	78.373	115.035	92.339
4	T	23.5798	20.7246	28.6788	15.5128	88.4960
	S	92.760	85.143	76.315	100.826	87.055
5	T	33.3500	41.1717	52.7630	30.0500	837.0943
	S	65.585	42.858	41.481	52.050	9.203
6	T	26.3158	21.2764	29.2670	14.1158	90.9750
	S	83.116	82.934	74.782	110.804	84.683
7	T	24.3749	20.4437	28.6754	14.0930	87.5870
	S	89.735	86.312	76.325	110.984	87.958
8	T	24.2371	20.1030	28.0095	14.1879	86.5375
	S	90.245	87.775	78.139	110.241	89.025
9	T	24.3005	20.2018	28.5455	14.4695	87.5173
	S	90.009	87.346	76.672	108.096	88.028
10	T	25.3383	20.3138	29.1517	14.4040	89.2078
	S	86.323	86.864	75.077	108.587	86.360
11	T	25.9101	20.4691	29.0484	14.3179	89.7455
	S	84.418	86.205	75.344	109.240	85.843
12	T	26.1368	20.5297	28.9341	14.2822	89.8828
	S	83.686	85.951	75.642	109.513	85.712
13	T	26.0947	20.5790	29.0102	14.3812	90.0651
	S	83.821	85.745	75.444	108.759	85.538
14	T	26.2439	20.7919	29.2835	14.3696	90.6889
	S	83.344	84.867	74.740	108.847	84.950
15	T	26.1791	20.5239	28.9223	14.2054	89.8307
	S	83.550	85.975	75.673	110.105	85.761
16	T	26.4313	20.7657	29.1733	14.2730	90.6433
	S	82.753	84.974	75.022	109.584	84.992
17	T	26.4452	21.0639	29.2727	14.2137	90.9955
	S	82.710	83.771	74.767	110.041	84.664
18	T	26.5571	21.1228	29.1892	14.1981	91.0672
	S	82.361	83.537	74.981	110.162	84.597
19	T	26.6168	21.1787	29.0818	14.1877	91.0650
	S	82.176	83.317	75.258	110.243	84.599



Event: Andersen Companies USF2000 GP at NJMP

Round 13/14/15

Track: New Jersey Motorsports Park

2.14 mile(s)

Report: Section Data Report

USF2000 Championship

Session: Race 3

October 11, 2020



Section Data for Car 2 - Green, Josh (R)

Lap	T/SF to I1	I1 to I2	I2 to I3	I3 to SF	Lap	
20	T	26.4235	21.1226	29.1473	14.2226	90.9160
	S	82.778	83.538	75.089	109.972	84.738
21	T	27.8856	22.1272			
	S	78.437	79.746			

Event: Andersen Companies USF2000 GP at NJMP

Round 13/14/15

Track: New Jersey Motorsports Park

2.14 mile(s)

Report: Section Data Report

USF2000 Championship

Session: Race 3

October 11, 2020



Section Data for Car 21 - Sundaramoorthy, Yuven

Lap	T/SF to I1	I1 to I2	I2 to I3	I3 to SF	Lap	
1	T	27.4443	20.2880	28.4732	13.5780	89.7835
	S	79.699	86.975	76.867	115.193	85.806
2	T	23.3081	19.0763	27.8281	13.7067	83.9192
	S	93.842	92.499	78.648	114.111	91.803
3	T	22.9515	20.0905	27.7626	13.6191	84.4237
	S	95.300	87.830	78.834	114.845	91.254
4	T	22.5467	20.4708	29.5599	15.6936	88.2710
	S	97.011	86.198	74.041	99.664	87.277
5	T	34.5172	41.0118	51.3760	29.0295	835.3338
	S	63.368	43.025	42.600	53.879	9.223
6	T	26.5957	21.2804	29.0993	14.1558	91.1312
	S	82.242	82.919	75.213	110.491	84.537
7	T	24.4918	20.5104	29.0727	14.2808	88.3557
	S	89.306	86.032	75.281	109.524	87.193
8	T	24.8220	20.2977	28.8725	14.1517	88.1439
	S	88.118	86.933	75.803	110.523	87.403
9	T	24.6003	20.3055	28.7938	14.1457	87.8453
	S	88.912	86.900	76.011	110.570	87.700
10	T	24.7947	20.3759	29.1277	14.2418	88.5401
	S	88.215	86.600	75.139	109.824	87.011
11	T	42.2011	21.3669	29.6315	14.2553	107.4548
	S	51.830	82.583	73.862	109.720	71.695
12	T	26.3797	20.7295	29.3932	14.3970	90.8994
	S	82.915	85.122	74.461	108.640	84.753
13	T	26.9163	20.7057	29.4701	14.2758	91.3679
	S	81.262	85.220	74.266	109.562	84.318
14	T	26.3441	20.7211	29.3976	14.2704	90.7332
	S	83.027	85.157	74.449	109.604	84.908
15	T	28.7617	20.7981	29.6551	14.3082	93.5231
	S	76.048	84.842	73.803	109.314	82.375
16	T	26.4156	21.0305	29.4985	14.2658	91.2104
	S	82.802	83.904	74.195	109.639	84.464
17	T	26.1115	20.9880	29.5662	14.2479	90.9136
	S	83.767	84.074	74.025	109.777	84.740
18	T	26.0648	20.9266	29.5222	14.2148	90.7284
	S	83.917	84.321	74.135	110.033	84.913
19	T	26.2850	21.1825	29.0435	14.2212	90.7322
	S	83.214	83.302	75.357	109.983	84.909

Event: Andersen Companies USF2000 GP at NJMP

Round 13/14/15

Track: New Jersey Motorsports Park

2.14 mile(s)

Report: Section Data Report

USF2000 Championship

Session: Race 3

October 11, 2020



Section Data for Car 21 - Sundaramoorthy, Yuven

Lap	T/SF to I1	I1 to I2	I2 to I3	I3 to SF	Lap	
20	T	26.2469	21.1154	29.3773	14.1688	90.9084
	S	83.335	83.567	74.501	110.390	84.745
21	T	26.3787				
	S	82.918				

Event: Andersen Companies USF2000 GP at NJMP  
Track: New Jersey Motorsports Park  
Report: Section Data Report  
Session: Race 3

Round 13/14/15  
2.14 mile(s)  
USF2000 Championship  
October 11, 2020



Section Data for Car 22 - Barrichello, Eduardo

Lap	T/SF to I1	I1 to I2	I2 to I3	I3 to SF	Lap	
1	T	26.7168	19.8997	28.1140	13.6500	88.3805
	S	81.869	88.672	77.849	114.585	87.169
2	T	22.7200	19.1314	27.3995	13.5690	82.8199
	S	96.271	92.233	79.879	115.269	93.021
3	T	22.5982	19.2507	27.5887	13.5563	82.9939
	S	96.790	91.661	79.331	115.377	92.826
4	T	23.6863	20.8089	28.8164	15.0094	88.3210
	S	92.343	84.798	75.951	104.207	87.227
5	T	32.9557	40.8419	54.2348	30.0986	837.6869
	S	66.370	43.204	40.355	51.966	9.197
6	T	26.2267	21.1888	29.2785	14.3106	91.0046
	S	83.399	83.277	74.752	109.296	84.655
7	T	24.7542	20.5341	28.7736	14.2207	88.2826
	S	88.360	85.932	76.064	109.987	87.265
8	T	24.8450	20.4309	28.8080	14.1940	88.2779
	S	88.037	86.367	75.973	110.194	87.270
9	T	24.4657	20.3167	29.0052	14.1972	87.9848
	S	89.402	86.852	75.457	110.169	87.561
10	T	24.8058	20.3520	30.2665	14.4194	89.8437
	S	88.176	86.701	72.312	108.471	85.749
11	T	26.5469	20.4634	29.3702	14.3675	90.7480
	S	82.393	86.229	74.519	108.863	84.894
12	T	26.3150	20.7294	29.6560	14.3469	91.0473
	S	83.119	85.123	73.801	109.019	84.615
13	T	27.0507	20.6894	29.8207	14.4026	91.9634
	S	80.858	85.287	73.393	108.598	83.772
14	T	26.4676	20.9495	30.0844	14.4628	91.9643
	S	82.640	84.229	72.750	108.146	83.772
15	T	26.7832	20.7252	29.8959	14.3537	91.7580
	S	81.666	85.140	73.209	108.968	83.960
16	T	26.7793	21.2946	30.2184	14.2732	92.5655
	S	81.678	82.864	72.427	109.582	83.228
17	T	26.8488	21.1654	29.8880	14.3415	92.2437
	S	81.466	83.369	73.228	109.060	83.518
18	T	27.3189	21.5231	30.2047	14.2705	93.3172
	S	80.064	81.984	72.460	109.603	82.557
19	T	27.1199	21.3089	29.6631	14.1891	92.2810
	S	80.652	82.808	73.783	110.232	83.484

Event: Andersen Companies USF2000 GP at NJMP

Round 13/14/15

Track: New Jersey Motorsports Park

2.14 mile(s)

Report: Section Data Report

USF2000 Championship

Session: Race 3

October 11, 2020



Section Data for Car 22 - Barrichello, Eduardo

Lap	T/SF to I1	I1 to I2	I2 to I3	I3 to SF	Lap	
20	T	27.1021	21.0671	29.7595	14.2731	92.2018
	S	80.705	83.758	73.544	109.583	83.556
21	T	29.4626				
	S	74.239				

Event: Andersen Companies USF2000 GP at NJMP  
Track: New Jersey Motorsports Park  
Report: Section Data Report  
Session: Race 3

Round 13/14/15  
2.14 mile(s)

USF2000 Championship  
October 11, 2020



Section Data for Car 23 - Round-Garrido, Matt

Lap	T/SF to I1	I1 to I2	I2 to I3	I3 to SF	Lap	
1	T	26.5143	19.8357	28.2647	13.6795	88.2942
	S	82.494	88.958	77.434	114.338	87.254
2	T	22.6713	19.1198	27.4834	13.7107	82.9852
	S	96.478	92.289	79.635	114.078	92.836
3	T	22.5192	19.1708	28.1443	13.7112	83.5455
	S	97.129	92.043	77.765	114.074	92.213
4	T	23.2856	29.8070	30.3180	14.8442	98.2548
	S	93.932	59.199	72.189	105.367	78.408
5	T	31.8076	39.7877	50.8374	28.0774	830.3744
	S	68.766	44.349	43.052	55.706	9.278
6	T	27.7320	21.2199	29.4801	14.4994	92.9314
	S	78.872	83.155	74.241	107.873	82.900
7	T	27.6026	21.1775	29.0624	14.5146	92.3571
	S	79.242	83.322	75.308	107.760	83.415
8	T	25.2885	21.0451	29.7954		144.9614
	S	86.493	83.846	73.456		53.145
9	T		21.7590	29.0615	14.3351	103.7833
	S		81.095	75.311	109.109	74.232
10	T	25.8181	20.4580	28.8273	14.4515	89.5549
	S	84.719	86.252	75.922	108.230	86.025
11	T	26.0125	20.4494	31.6091	14.5684	92.6394
	S	84.085	86.288	69.241	107.362	83.161
12	T	26.1234	20.7724	29.8030	14.5739	91.2727
	S	83.728	84.947	73.437	107.321	84.406
13	T	26.3502	28.5208	35.1844	14.4295	104.4849
	S	83.008	61.869	62.205	108.395	73.733
14	T	26.5834	20.9066			105.8812
	S	82.280	84.401			72.761
15	T					110.1860
	S					69.918
16	T					85.3984
	S					90.212
17	T					84.3298
	S					91.356
18	T					141.6050
	S					54.405

Event: Andersen Companies USF2000 GP at NJMP  
Track: New Jersey Motorsports Park  
Report: Section Data Report  
Session: Race 3

Round 13/14/15  
2.14 mile(s)



USF2000 Championship  
October 11, 2020

Section Data for Car 3 - Gold, Reece

Lap	T/SF to I1	I1 to I2	I2 to I3	I3 to SF	Lap	
1	T	26.8591	20.5401	28.1617	13.7040	89.2649
	S	81.435	85.907	77.717	114.134	86.305
2	T	23.3790	19.0326	27.8477	13.5242	83.7835
	S	93.557	92.712	78.593	115.651	91.951
3	T	22.6086	21.3798	27.1841	13.7327	84.9052
	S	96.745	82.533	80.512	113.895	90.736
4	T	22.3488	20.1321	29.9029	15.1196	87.5034
	S	97.870	87.648	73.191	103.448	88.042
5	T	33.5029	40.8210	52.1998	29.2053	835.9155
	S	65.286	43.226	41.928	53.555	9.216
6	T	26.7599	21.1126	29.6993	14.0580	91.6298
	S	81.737	83.578	73.693	111.260	84.077
7	T	24.6118	20.3676	29.3025	14.0817	88.3636
	S	88.871	86.635	74.691	111.073	87.185
8	T	25.0502	20.0910	28.8339	14.1163	88.0914
	S	87.316	87.828	75.905	110.800	87.455
9	T	24.3160	20.3085	28.9873	14.1411	87.7529
	S	89.952	86.887	75.503	110.606	87.792
10	T	25.0054	20.1764	29.3190	14.4669	88.9677
	S	87.472	87.456	74.649	108.115	86.593
11	T	26.0135	20.6536	29.4336	14.5232	90.6239
	S	84.082	85.435	74.358	107.696	85.011
12	T	26.5065	20.8219	29.6156	14.5832	91.5272
	S	82.518	84.745	73.901	107.253	84.172
13	T	27.4044	20.8458	29.4834	14.3205	92.0541
	S	79.815	84.648	74.233	109.220	83.690
14	T	26.9373	20.6624	30.0499	14.2190	91.8686
	S	81.199	85.399	72.833	110.000	83.859
15	T	27.3138	20.8047	30.0901	14.4758	92.6844
	S	80.079	84.815	72.736	108.049	83.121
16	T	27.1359	20.8136	30.3932	14.9157	93.2584
	S	80.604	84.778	72.011	104.862	82.609
17	T	27.3986	20.9704	29.8597	14.3857	92.6144
	S	79.832	84.145	73.297	108.725	83.184
18	T	27.1676	20.9642	29.7464	14.2455	92.1237
	S	80.510	84.169	73.577	109.795	83.627
19	T	26.7955	21.0020	29.5250	14.1612	91.4837
	S	81.628	84.018	74.128	110.449	84.212

Event: Andersen Companies USF2000 GP at NJMP

Round 13/14/15

Track: New Jersey Motorsports Park

2.14 mile(s)

Report: Section Data Report

USF2000 Championship

Session: Race 3

October 11, 2020



Section Data for Car 3 - Gold, Reece

Lap	T/SF to I1	I1 to I2	I2 to I3	I3 to SF	Lap	
20	T	27.0043	21.0348	29.5994	14.2829	91.9214
	S	80.997	83.887	73.942	109.508	83.811
21	T	29.6576				
	S	73.751				



**Event:** Andersen Companies USF2000 GP at NJMP  
**Track:** New Jersey Motorsports Park  
**Report:** Section Data Report  
**Session:** Race 3

**Round 13/14/15**  
**2.14 mile(s)**

**USF2000 Championship**  
**October 11, 2020**



**Section Data for Car 4 - d'Orlando, Michael**

Lap	T/SF to I1	I1 to I2	I2 to I3	I3 to SF	Lap	
1	T	25.8393	19.9075	28.2334	13.6743	87.6545
	S	84.649	88.637	77.519	114.382	87.891
2	T	22.5949	18.9863	27.6637	13.6394	82.8843
	S	96.804	92.938	79.116	114.674	92.949
3	T	22.6525	19.0976	27.6236	13.6945	83.0682
	S	96.558	92.396	79.231	114.213	92.743
4	T	23.2007	31.1951	31.1506	15.3484	100.8948
	S	94.276	56.565	70.260	101.906	76.357
5	T	31.0817	40.3834	49.9069	27.4800	829.1096
	S	70.372	43.695	43.854	56.917	9.292
6	T	28.0365	21.2962	29.9424	14.1602	93.4353
	S	78.015	82.857	73.095	110.457	82.453
7	T	25.2618	20.6162	28.4170	14.0031	88.2981
	S	86.584	85.590	77.019	111.696	87.250
8	T	24.2250	19.9767	28.5943	14.3520	87.1480
	S	90.290	88.330	76.541	108.981	88.401
9	T	24.6840	20.0431	28.8973	14.1844	87.8088
	S	88.611	88.038	75.738	110.268	87.736
10	T	25.1940	20.1167	28.8127	14.2556	88.3790
	S	86.817	87.715	75.961	109.718	87.170
11	T	30.6460	22.5893	40.5136		128.8434
	S	71.372	78.114	54.022		59.794

Event: Andersen Companies USF2000 GP at NJMP

Round 13/14/15

Track: New Jersey Motorsports Park

2.14 mile(s)

Report: Section Data Report

USF2000 Championship

Session: Race 3

October 11, 2020



Section Data for Car 40 - Miller, Jack William

Lap	T/SF to I1	I1 to I2	I2 to I3	I3 to SF	Lap	
1	T	26.7810	20.2551	28.3984	13.7386	89.1731
	S	81.673	87.116	77.069	113.846	86.394
2	T	22.8417	19.0679	27.7772	13.5554	83.2422
	S	95.758	92.540	78.793	115.385	92.549
3	T	22.5713	37.6020	28.7579	13.8520	102.7832
	S	96.905	46.927	76.106	112.914	74.954
4	T	22.9982	20.0500	27.9290	13.7732	84.7504
	S	95.106	88.007	78.364	113.560	90.902
5	T	26.6938	40.3742	50.0044	26.9649	823.1690
	S	81.939	43.705	43.769	58.005	9.359
6	T	26.6605	21.2628	29.2648	14.2576	91.4457
	S	82.042	82.987	74.787	109.702	84.247
7	T	24.3931	20.1980	28.5615	14.1613	87.3139
	S	89.668	87.362	76.629	110.448	88.233
8	T	24.6260	20.3070	28.9057	14.2003	88.0390
	S	88.820	86.893	75.716	110.145	87.507
9	T	24.5504	20.5308	29.1897	14.3529	88.6238
	S	89.093	85.946	74.980	108.974	86.929
10	T	24.6031	20.1539	28.9981	14.4238	88.1789
	S	88.902	87.554	75.475	108.438	87.368
11	T	27.2508	20.8276	29.1785	14.4539	91.7108
	S	80.265	84.721	75.009	108.212	84.003
12	T	26.0386	20.7439	29.4218	14.5064	90.7107
	S	84.001	85.063	74.388	107.821	84.929
13	T	32.5788	20.6634	29.4031	14.7032	97.3485
	S	67.138	85.395	74.436	106.378	79.138
14	T	26.4592	20.6823	29.5914	14.5188	91.2517
	S	82.666	85.317	73.962	107.729	84.426
15	T	26.1500	20.6566	29.5215	14.4549	90.7830
	S	83.643	85.423	74.137	108.205	84.862
16	T	26.2132	20.6538	29.3506	14.5510	90.7686
	S	83.442	85.434	74.569	107.490	84.875
17	T	27.2641	21.4926	29.9098	14.6543	93.3208
	S	80.225	82.100	73.175	106.733	82.554
18	T	26.6523	21.0860	29.8447	14.3665	91.9495
	S	82.067	83.683	73.334	108.871	83.785
19	T	26.5819	21.3856	29.4796	14.2954	91.7425
	S	82.284	82.511	74.242	109.412	83.974

Event: Andersen Companies USF2000 GP at NJMP

Round 13/14/15

Track: New Jersey Motorsports Park

2.14 mile(s)

Report: Section Data Report

USF2000 Championship

Session: Race 3

October 11, 2020



Section Data for Car 40 - Miller, Jack William

Lap	T/SF to I1	I1 to I2	I2 to I3	I3 to SF	Lap	
20	T	26.6156	21.0374	29.3739	14.3409	91.3678
	S	82.180	83.877	74.510	109.065	84.319
21	T	31.1498				
	S	70.218				

Event: Andersen Companies USF2000 GP at NJMP

Round 13/14/15

Track: New Jersey Motorsports Park

2.14 mile(s)

Report: Section Data Report

USF2000 Championship

Session: Race 3

October 11, 2020



Section Data for Car 41 - Vaccaro, Kent (R)

Lap	T/SF to I1	I1 to I2	I2 to I3	I3 to SF	Lap	
1	T	27.4114	20.4879	28.6082	13.7557	90.2632
	S	79.794	86.126	76.504	113.705	85.350
2	T	23.0158	19.2618	27.5303	13.7245	83.5324
	S	95.034	91.609	79.499	113.963	92.228
3	T	22.7962	19.9759	28.0453	13.7806	84.5980
	S	95.949	88.334	78.039	113.499	91.066
4	T	23.2870	20.7364	28.8105	16.0075	88.8414
	S	93.927	85.094	75.967	97.710	86.716
5	T	34.2225	40.8859	51.4310	28.5606	834.4187
	S	63.913	43.158	42.555	54.764	9.233
6	T	26.7337	22.5216	29.7116	14.3475	93.3144
	S	81.817	78.349	73.663	109.015	82.560
7	T	30.4056	20.9006	28.8547	14.3835	94.5444
	S	71.937	84.426	75.850	108.742	81.486
8	T	24.6531	20.6835	29.2921	14.6594	89.2881
	S	88.722	85.312	74.718	106.695	86.282
9	T	24.7758	20.5720	29.0670	14.4956	88.9104
	S	88.283	85.774	75.296	107.901	86.649
10	T	24.7254	20.4261	28.7420	14.5471	88.4406
	S	88.463	86.387	76.148	107.519	87.109
11	T	30.0369	21.1438	29.6520	14.4288	95.2615
	S	72.820	83.455	73.811	108.401	80.872
12	T	26.9871	20.7704	29.3428	14.5440	91.6443
	S	81.049	84.955	74.589	107.542	84.064
13	T	27.7250	20.8809	29.7453	14.4563	92.8075
	S	78.892	84.505	73.579	108.194	83.011
14	T	26.7151	20.8440	29.9338	14.3529	91.8458
	S	81.874	84.655	73.116	108.974	83.880
15	T	27.2753	20.8114	29.8611	14.4801	92.4279
	S	80.192	84.787	73.294	108.017	83.351
16	T	26.6777	20.9750	29.3089	14.6572	91.6188
	S	81.989	84.126	74.675	106.711	84.088
17	T	30.2725	21.4525	29.9537	14.6296	96.3083
	S	72.253	82.254	73.067	106.913	79.993
18	T	26.7811	21.1243	29.6391	14.4426	91.9871
	S	81.672	83.532	73.843	108.297	83.751
19	T	26.6566	21.0943	29.6071	14.2540	91.6120
	S	82.054	83.650	73.923	109.730	84.094

Event: Andersen Companies USF2000 GP at NJMP

Round 13/14/15

Track: New Jersey Motorsports Park

2.14 mile(s)

Report: Section Data Report

USF2000 Championship

Session: Race 3

October 11, 2020



Section Data for Car 41 - Vaccaro, Kent (R)

Lap	T/SF to I1	I1 to I2	I2 to I3	I3 to SF	Lap	
20	T	27.4560	21.3372	29.9148	14.4866	93.1946
	S	79.665	82.698	73.162	107.968	82.666

**Event:** Andersen Companies USF2000 GP at NJMP  
**Track:** New Jersey Motorsports Park  
**Report:** Section Data Report  
**Session:** Race 3

**Round 13/14/15**  
**2.14 mile(s)**



**USF2000 Championship**  
**October 11, 2020**

**Section Data for Car 44 - Brooks, Christian (R)**

Lap	T/SF to I1	I1 to I2	I2 to I3	I3 to SF	Lap	
1	T	26.1398	19.8519	28.0987	13.5302	87.6206
	S	83.676	88.885	77.891	115.600	87.925
2	T	22.9080	18.9927	27.5531	13.5457	82.9995
	S	95.481	92.907	79.433	115.468	92.820
3	T	22.6473	19.2029	27.5851	13.6477	83.0830
	S	96.580	91.890	79.341	114.605	92.727
4	T	23.3895	29.5181	30.4765	15.1814	98.5655
	S	93.515	59.778	71.814	103.027	78.161
5	T	32.2290	40.3225	50.9911	28.2874	830.9708
	S	67.867	43.761	42.922	55.293	9.271
6	T	27.7645	21.7046	29.5643	14.4353	93.4687
	S	78.779	81.298	74.030	108.352	82.423
7	T	25.2137	20.5032	28.1231	14.1340	87.9740
	S	86.749	86.062	77.823	110.662	87.571
8	T	24.3189	20.2361	28.3466	14.2734	87.1750
	S	89.941	87.198	77.210	109.581	88.374
9	T	24.1064	20.2703	28.8886	14.2441	87.5094
	S	90.734	87.051	75.761	109.806	88.036
10	T	24.7002	20.3029	28.8826	14.3054	88.1911
	S	88.553	86.911	75.777	109.336	87.356
11	T	26.2162	20.4509	28.8652	14.4431	89.9754
	S	83.432	86.282	75.823	108.293	85.623
12	T	26.4249	20.7351	29.5645	14.3671	91.0916
	S	82.773	85.099	74.029	108.866	84.574
13	T	26.7241	20.4945	29.2836	14.3070	90.8092
	S	81.846	86.098	74.739	109.323	84.837
14	T	26.6321	20.7279	29.9997	14.4363	91.7960
	S	82.129	85.129	72.955	108.344	83.925
15	T	26.8632	20.7716	29.7752	14.3807	91.7907
	S	81.423	84.950	73.505	108.763	83.930
16	T	26.8634	21.0448	29.3193	14.4159	91.6434
	S	81.422	83.847	74.648	108.498	84.065
17	T	27.0801	21.0979	29.8120	14.3875	92.3775
	S	80.770	83.636	73.415	108.712	83.397
18	T	27.2342	21.0569	29.1031	14.3035	91.6977
	S	80.313	83.799	75.203	109.350	84.015
19	T	26.9188	21.2493	29.1127	14.2484	91.5292
	S	81.254	83.040	75.178	109.773	84.170

Event: Andersen Companies USF2000 GP at NJMP

Round 13/14/15

Track: New Jersey Motorsports Park

2.14 mile(s)

Report: Section Data Report

USF2000 Championship

Session: Race 3

October 11, 2020



Section Data for Car 44 - Brooks, Christian (R)

Lap	T/SF to I1	I1 to I2	I2 to I3	I3 to SF	Lap	
20	T	27.1096	21.3143	29.3864	14.2474	92.0577
	S	80.683	82.787	74.478	109.781	83.687
21	T	28.8737				
	S	75.753				

Event: Andersen Companies USF2000 GP at NJMP  
Track: New Jersey Motorsports Park  
Report: Section Data Report  
Session: Race 3

Round 13/14/15  
2.14 mile(s)



USF2000 Championship  
October 11, 2020

Section Data for Car 5 - Brichacek, Wyatt (R)

Lap	T/SF to I1	I1 to I2	I2 to I3	I3 to SF	Lap	
1	T	27.0742	19.9305	28.4638	13.6559	89.1244
	S	80.788	88.535	76.892	114.536	86.441
2	T	23.2810	19.1704	27.6585	13.7844	83.8943
	S	93.951	92.045	79.131	113.468	91.830
3	T	22.7297	20.1349	26.9837	13.7923	83.6406
	S	96.230	87.636	81.110	113.403	92.108
4	T	22.4799	20.0624	29.2548	15.6025	87.3996
	S	97.299	87.953	74.813	100.246	88.147
5	T	33.2350	41.1015	52.3220	29.6399	836.2261
	S	65.812	42.931	41.830	52.770	9.213
6	T	26.6643	20.9892	29.3623	13.9668	90.9826
	S	82.030	84.069	74.539	111.986	84.676
7	T	24.9273	20.5013	29.2610	14.1134	88.8030
	S	87.746	86.070	74.797	110.823	86.754
8	T	24.2151	20.0382	28.3141	14.1405	86.7079
	S	90.327	88.059	77.298	110.611	88.850
9	T	24.6231	20.3387	28.9466	14.2415	88.1499
	S	88.830	86.758	75.609	109.826	87.397
10	T	24.9058	20.3265	29.1414	14.4555	88.8292
	S	87.822	86.810	75.104	108.200	86.728
11	T	27.2553	20.4222	29.3361	14.4257	91.4393
	S	80.251	86.403	74.606	108.424	84.253
12	T	26.7694	20.6251	29.6212	14.4518	91.4675
	S	81.708	85.553	73.887	108.228	84.227
13	T	26.5819	20.8365	29.6033	14.5162	91.5379
	S	82.284	84.685	73.932	107.748	84.162
14	T	27.1075	20.9572	29.6330	14.4328	92.1305
	S	80.689	84.198	73.858	108.371	83.621
15	T	26.9915	20.8321	47.6590		220.1384
	S	81.036	84.703	45.923		34.996



Event: Andersen Companies USF2000 GP at NJMP

Round 13/14/15

Track: New Jersey Motorsports Park

2.14 mile(s)

Report: Section Data Report

USF2000 Championship

Session: Race 3

October 11, 2020



Section Data for Car 6 - Rasmussen, Christian

Lap	T/SF to I1	I1 to I2	I2 to I3	I3 to SF	Lap	
1	T	25.6081	19.6431	28.1747	13.6591	87.0850
	S	85.413	89.830	77.681	114.509	88.465
2	T	22.6519	19.2291	27.7956	13.7115	83.3881
	S	96.560	91.764	78.740	114.071	92.387
3	T	22.6394	19.1797	27.4796	13.7419	83.0406
	S	96.614	92.001	79.646	113.819	92.774
4	T	23.2300	20.0204	28.5003	15.7967	87.5474
	S	94.157	88.137	76.793	99.014	87.998
5	T	32.9098	40.5524	54.3537	30.6128	839.0601
	S	66.463	43.513	40.267	51.093	9.182
6	T	25.4868	20.8463	28.8836	14.0591	89.2758
	S	85.820	84.645	75.774	111.251	86.294
7	T	25.3380	20.1656	28.1690	14.0787	87.7513
	S	86.324	87.503	77.697	111.096	87.794
8	T	23.9904	19.8013	28.1065	14.1322	86.0304
	S	91.173	89.113	77.869	110.676	89.550
9	T	24.3900	19.8826	28.2205	14.1222	86.6153
	S	89.679	88.748	77.555	110.754	88.945
10	T	24.2686	20.0800	28.3526	14.1538	86.8550
	S	90.128	87.876	77.193	110.507	88.700
11	T	25.6938	20.1196	28.7138	14.3260	88.8532
	S	85.128	87.703	76.222	109.178	86.705
12	T	25.7310	20.3241	28.8119	14.2583	89.1253
	S	85.005	86.820	75.963	109.697	86.440
13	T	25.9935	20.3322	29.1008	14.2169	89.6434
	S	84.147	86.786	75.209	110.016	85.941
14	T	26.2398	20.5573	29.8759	14.3924	91.0654
	S	83.357	85.835	73.258	108.675	84.599
15	T	26.2970	20.6525	29.4458	14.1895	90.5848
	S	83.176	85.440	74.328	110.229	85.047
16	T	26.3400	20.6312	29.2050	14.6401	90.8163
	S	83.040	85.528	74.940	106.836	84.831
17	T	25.9835	20.6334	28.9742	14.3383	89.9294
	S	84.179	85.519	75.537	109.085	85.667
18	T	26.2089	21.2606	29.1408	14.3436	90.9539
	S	83.455	82.996	75.106	109.045	84.702
19	T	26.2317	21.3151	29.1591	14.2243	90.9302
	S	83.383	82.784	75.058	109.959	84.724

Event: Andersen Companies USF2000 GP at NJMP

Round 13/14/15

Track: New Jersey Motorsports Park

2.14 mile(s)

Report: Section Data Report

USF2000 Championship

Session: Race 3

October 11, 2020



Section Data for Car 6 - Rasmussen, Christian

Lap	T/SF to I1	I1 to I2	I2 to I3	I3 to SF	Lap	
20	T	26.1674	20.8670	29.1205	14.2040	90.3589
	S	83.588	84.562	75.158	110.116	85.260
21	T	28.6199	23.3440			
	S	76.425	75.589			

Event: Andersen Companies USF2000 GP at NJMP  
Track: New Jersey Motorsports Park  
Report: Section Data Report  
Session: Race 3

Round 13/14/15  
2.14 mile(s)



USF2000 Championship  
October 11, 2020

Section Data for Car 7 - Bogle, Christian

Lap	T/SF to I1	I1 to I2	I2 to I3	I3 to SF	Lap	
1	T	27.4986	20.3472	28.4671	13.6453	89.9582
	S	79.541	86.722	76.883	114.625	85.640
2	T	22.9811	19.1241	27.3318	13.7204	83.1574
	S	95.177	92.268	80.077	113.997	92.644
3	T	22.9256	20.1960	27.4518	13.7968	84.3702
	S	95.407	87.371	79.727	113.366	91.312
4	T	22.4780	20.2238	29.7417	15.5817	88.0252
	S	97.307	87.251	73.588	100.380	87.520
5	T	34.6831	40.7511	51.7050	29.2877	835.5618
	S	63.065	43.301	42.329	53.404	9.220
6	T	26.8786	21.8441	29.6680	14.2247	92.6154
	S	81.376	80.779	73.771	109.956	83.183
7	T	24.4951	21.1122	28.6786	14.2077	88.4936
	S	89.294	83.579	76.316	110.088	87.057
8	T	25.0688	20.5721	28.6856	14.4730	88.7995
	S	87.251	85.774	76.297	108.070	86.757
9	T	24.5203	20.2361	28.8518	14.3611	87.9693
	S	89.203	87.198	75.858	108.912	87.576
10	T	24.8248	20.2460	28.8029	14.3736	88.2473
	S	88.108	87.155	75.987	108.817	87.300
11	T	26.5978	20.8281	29.3494	14.3983	91.1736
	S	82.235	84.719	74.572	108.630	84.498
12	T	26.2394	21.0191	29.5160	14.4326	91.2071
	S	83.358	83.950	74.151	108.372	84.467
13	T	26.4993	20.8210	29.3271	14.2670	90.9144
	S	82.541	84.748	74.628	109.630	84.739
14	T	26.2450	20.8454	29.9002	14.4716	91.4622
	S	83.341	84.649	73.198	108.080	84.232
15	T	26.9950	20.9618	29.8949	14.3471	92.1988
	S	81.025	84.179	73.211	109.018	83.559
16	T	27.4792	20.9207	29.6832	14.5387	92.6218
	S	79.597	84.344	73.733	107.581	83.177
17	T	26.4776	21.5784	29.7772	14.5080	92.3412
	S	82.608	81.774	73.500	107.809	83.430
18	T	26.6244	20.9902	29.4124	14.2610	91.2880
	S	82.153	84.065	74.412	109.676	84.392
19	T	26.9387	21.3521	29.7112	14.2519	92.2539
	S	81.194	82.640	73.664	109.746	83.509

**Event:** Andersen Companies USF2000 GP at NJMP

**Round 13/14/15**

**Track:** New Jersey Motorsports Park

**2.14 mile(s)**

**Report:** Section Data Report

**USF2000 Championship**

**Session:** Race 3

**October 11, 2020**



**Section Data for Car 7 - Bogle, Christian**

Lap	T/SF to I1	I1 to I2	I2 to I3	I3 to SF	Lap	
20	T	26.9597	21.3663	29.5550	14.3032	92.1842
	S	81.131	82.585	74.053	109.353	83.572
21	T	29.6188				
	S	73.847				

Event: Andersen Companies USF2000 GP at NJMP  
 Track: New Jersey Motorsports Park  
 Report: Section Data Report  
 Session: Race 3

Round 13/14/15  
 2.14 mile(s)

USF2000 Championship  
 October 11, 2020



Section Data for Car 8 - Dupell, Kyle

Lap	T/SF to I1	I1 to I2	I2 to I3	I3 to SF	Lap	
1	T	26.6272	20.1015	28.2138	13.8307	88.7732
	S	82.144	87.782	77.573	113.088	86.783
2	T	22.6174	19.6101	27.5996	13.7668	83.5939
	S	96.708	89.981	79.300	113.613	92.160
3	T	22.4531	19.2829	27.6481	13.7622	83.1463
	S	97.415	91.508	79.160	113.651	92.656
4	T	23.0760	20.9155	29.1215	15.5440	88.6570
	S	94.786	84.365	75.155	100.623	86.897
5	T	32.9815	40.8323	52.4869	29.9446	836.3267
	S	66.318	43.214	41.699	52.233	9.212
6	T	26.4318	20.9348	29.7513	14.1051	91.2230
	S	82.752	84.288	73.564	110.888	84.452
7	T	24.8780	20.4851	29.1584	14.2176	88.7391
	S	87.920	86.138	75.060	110.011	86.816
8	T	25.0377	20.3814	28.6263	14.2385	88.2839
	S	87.359	86.576	76.455	109.849	87.264
9	T	24.1447	20.4960	28.8764	14.2815	87.7986
	S	90.590	86.092	75.793	109.519	87.746
10	T	24.8231	20.2188	28.9950	14.3114	88.3483
	S	88.114	87.273	75.483	109.290	87.200
11	T	25.9244	20.2360	29.3517	14.2878	89.7999
	S	84.371	87.198	74.566	109.470	85.791
12	T	27.5015	20.6907	29.5261	14.2494	91.9677
	S	79.533	85.282	74.125	109.765	83.769
13	T	26.3374	20.6994	29.6373	14.3183	90.9924
	S	83.048	85.246	73.847	109.237	84.666
14	T	26.3027	20.7116	29.3660	14.3644	90.7447
	S	83.158	85.196	74.530	108.887	84.898
15	T	26.1353	20.8786	29.4563	14.3109	90.7811
	S	83.690	84.515	74.301	109.294	84.863
16	T	26.4028	21.0253	30.0704	14.3440	91.8425
	S	82.842	83.925	72.784	109.041	83.883
17	T	26.4648	21.0305	30.1520	14.2495	91.8968
	S	82.648	83.904	72.587	109.765	83.833
18	T	26.6091	21.0158	29.7346	14.2660	91.6255
	S	82.200	83.963	73.606	109.638	84.081
19	T	26.5794	20.8676	29.5992	14.1871	91.2333
	S	82.292	84.559	73.942	110.247	84.443

Event: Andersen Companies USF2000 GP at NJMP

Round 13/14/15

Track: New Jersey Motorsports Park

2.14 mile(s)

Report: Section Data Report

USF2000 Championship

Session: Race 3

October 11, 2020



Section Data for Car 8 - Dupell, Kyle

Lap	T/SF to I1	I1 to I2	I2 to I3	I3 to SF	Lap	
20	T	26.7418	20.8700	29.5768	14.2780	91.4666
	S	81.792	84.549	73.998	109.546	84.227
21	T	28.6077				
	S	76.457				

Event: Andersen Companies USF2000 GP at NJMP

Round 13/14/15

Track: New Jersey Motorsports Park

2.14 mile(s)

Report: Section Data Report

USF2000 Championship

Session: Race 3

October 11, 2020



Section Data for Car 9 - Siegel, Nolan

Lap	T/SF to I1	I1 to I2	I2 to I3	I3 to SF	Lap	
1	T	25.2093	19.8109	27.9290	13.8740	86.8232
	S	86.765	89.069	78.364	112.735	88.732
2	T	22.5229	19.1605	27.4087	13.8041	82.8962
	S	97.113	92.093	79.852	113.306	92.936
3	T	22.3959	19.1909	27.4556	13.8870	82.9294
	S	97.664	91.947	79.715	112.630	92.898
4	T	23.2479				
	S	94.085				

**Event:** Andersen Companies USF2000 GP at NJMP  
**Track:** New Jersey Motorsports Park  
**Report:** Section Data Report  
**Session:** Race 3

**Round 13/14/15**  
**2.14 mile(s)**








**USF2000 Championship**  
**October 11, 2020**

**Section Data for Car**

**Report Support Information**

Section Legend	
Name	Length
SF to I1	0.607576 miles
I1 to I2	0.490152 miles
I2 to I3	0.607955 miles
I3 to SF	0.434470 miles
Lap	2.140000 miles
SFP to I1	0.607576 miles
I3 to SFP	0.434470 miles

Color Legend	
	Fastest Lap
	Section Under Caution
	Section Under Green
	Section Time Data
	Section Speed Data

