

Event: USF2000 Grand Prix of Mid-Ohio
Track: Mid-Ohio Sports Car Course
Report: Section Data Report
Session: Race 3

Round 3 / 4 / 5
2.258 mile(s)
USF2000 Championship
July 30, 2020



Section Data for Car 1 - Campbell, Prescott (R)

Lap	T/SF to I4	I4 to I6	I6 to SF	Lap	
1	T	74.6106	56.5738	37.2916	179.5390
	S	51.787	44.025	47.592	45.276
2	T		30.7216	20.3784	891.4834
	S		81.073	87.091	9.118
3	T	37.9938	30.3434	20.1367	88.4739
	S	101.697	82.083	88.136	91.878
4	T	38.0251	29.8590	19.9345	87.8186
	S	101.614	83.415	89.030	92.564
5	T	37.8978	29.9299	19.9613	87.7890
	S	101.955	83.217	88.911	92.595
6	T	37.8266	29.8879	19.8051	87.5196
	S	102.147	83.334	89.612	92.880
7	T	37.6154	29.8859	19.8613	87.3626
	S	102.720	83.340	89.358	93.047
8	T	37.8379	36.7975		106.1919
	S	102.116	67.686		76.548
9	T		29.9860	19.4357	165.5186
	S		83.061	91.315	49.111
10	T	36.9688	28.5417	19.3024	84.8129
	S	104.517	87.265	91.946	95.844
11	T	36.3621	28.2884	19.2729	83.9234
	S	106.261	88.046	92.086	96.860
12	T	36.2637	28.3033	19.1844	83.7514
	S	106.549	88.000	92.511	97.059
13	T	36.0982	28.1461	19.2342	83.4785
	S	107.038	88.491	92.272	97.376
14	T	36.0053	28.1682	19.1122	83.2857
	S	107.314	88.422	92.861	97.601
15	T	35.9480	28.0758	19.1345	83.1583
	S	107.485	88.713	92.753	97.751
16	T	35.9928	28.1370	19.1955	83.3253
	S	107.351	88.520	92.458	97.555
17	T	35.9914	28.1345	19.1698	83.2957
	S	107.355	88.528	92.582	97.590
18	T	36.0679	28.2627	19.2083	83.5389
	S	107.127	88.126	92.396	97.306

Event: USF2000 Grand Prix of Mid-Ohio
 Track: Mid-Ohio Sports Car Course
 Report: Section Data Report
 Session: Race 3

Round 3 / 4 / 5
 2.258 mile(s)
 USF2000 Championship
 July 30, 2020



Section Data for Car 12 - Porto, Kiko (R)

Lap	T/SF to I4	I4 to I6	I6 to SF	Lap	
1	T	75.3567	57.2621	36.5714	187.5196
	S	51.274	43.496	48.529	43.349
2	T		42.2720	26.9856	784.2554
	S		58.920	65.767	10.365
3	T	39.3092	30.8395	20.1424	90.2911
	S	98.294	80.763	88.111	90.029
4	T	37.0244	29.5418	19.6373	86.2035
	S	104.360	84.310	90.378	94.298
5	T	36.5762	29.2237	19.3125	85.1124
	S	105.639	85.228	91.898	95.507
6	T	36.2408	29.2490	19.2948	84.7846
	S	106.616	85.154	91.982	95.876
7	T	36.2754	28.6887	19.5016	84.4657
	S	106.515	86.818	91.007	96.238
8	T	36.2866	28.5259	19.0057	83.8182
	S	106.482	87.313	93.381	96.981
9	T	35.7679	28.3754	19.0523	83.1956
	S	108.026	87.776	93.153	97.707
10	T	35.8228	28.3302	19.0146	83.1676
	S	107.860	87.916	93.337	97.740
11	T	35.9350	28.2174	18.9988	83.1512
	S	107.524	88.268	93.415	97.759
12	T	35.9492	28.1384	18.9259	83.0135
	S	107.481	88.515	93.775	97.921
13	T	35.8504	28.3959	18.9394	83.1857
	S	107.777	87.713	93.708	97.719
14	T	35.8428	28.0993	18.9369	82.8790
	S	107.800	88.639	93.720	98.080
15	T	35.9426	28.1693	18.9679	83.0798
	S	107.501	88.418	93.567	97.843
16	T	35.8227	28.1603	18.8846	82.8676
	S	107.861	88.447	93.980	98.094
17	T	35.7183	28.1461	18.9203	82.7847
	S	108.176	88.491	93.803	98.192
18	T	35.8175	27.9957	18.8781	82.6913
	S	107.876	88.967	94.012	98.303
19	T	35.7694	28.1319	18.9449	82.8462
	S	108.021	88.536	93.681	98.119

Event: USF2000 Grand Prix of Mid-Ohio

Round 3 / 4 / 5

Track: Mid-Ohio Sports Car Course

2.258 mile(s)

Report: Section Data Report

USF2000 Championship

Session: Race 3

July 30, 2020



Section Data for Car 12 - Porto, Kiko (R)

Lap	T/SF to I4	I4 to I6	I6 to SF	Lap	
20	T	35.8750	28.2013	19.0428	83.1191
	S	107.704	88.318	93.199	97.797
21	T	38.3407			
	S	100.777			

Event: USF2000 Grand Prix of Mid-Ohio
 Track: Mid-Ohio Sports Car Course
 Report: Section Data Report
 Session: Race 3

Round 3 / 4 / 5
 2.258 mile(s)
 USF2000 Championship
 July 30, 2020



Section Data for Car 16 - Pierson, Josh (R)

Lap	T/SF to I4	I4 to I6	I6 to SF	Lap	
1	T	75.0418	57.6452	36.7875	188.9687
	S	51.489	43.207	48.244	43.017
2	T		41.9886	26.5708	782.1618
	S		59.318	66.794	10.393
3	T	39.3586	31.5008	20.3985	91.2579
	S	98.171	79.067	87.005	89.075
4	T	37.1099	30.1170	19.5088	86.7357
	S	104.119	82.700	90.973	93.719
5	T	36.6667	29.0199	19.3384	85.0250
	S	105.378	85.827	91.775	95.605
6	T	36.4048	28.6694	19.3905	84.4647
	S	106.136	86.876	91.528	96.239
7	T	36.1221	28.7878	19.4068	84.3167
	S	106.967	86.519	91.451	96.408
8	T	36.2133	28.6079	19.2831	84.1043
	S	106.697	87.063	92.038	96.651
9	T	36.1924	28.4265	19.1357	83.7546
	S	106.759	87.618	92.747	97.055
10	T	35.9390	28.1687	19.1905	83.2982
	S	107.512	88.420	92.482	97.587
11	T	36.1557	29.1300	19.2424	84.5281
	S	106.867	85.502	92.232	96.167
12	T	36.3223	28.4079	19.3078	84.0380
	S	106.377	87.676	91.920	96.728
13	T	36.0371	28.8045	19.1120	83.9536
	S	107.219	86.468	92.862	96.825
14	T	35.9501	29.0889	19.2413	84.2803
	S	107.479	85.623	92.238	96.450
15	T	35.9179	28.9221	19.2367	84.0767
	S	107.575	86.117	92.260	96.683
16	T	35.9148	28.9886	19.5689	84.4723
	S	107.584	85.919	90.694	96.230
17	T	35.9616	28.8063	19.2061	83.9740
	S	107.444	86.463	92.407	96.801
18	T	35.9358	29.3168	19.2552	84.5078
	S	107.521	84.957	92.171	96.190
19	T	36.8642	28.8924	19.1816	84.9382
	S	104.813	86.205	92.525	95.703

Event: USF2000 Grand Prix of Mid-Ohio

Round 3 / 4 / 5

Track: Mid-Ohio Sports Car Course

2.258 mile(s)

Report: Section Data Report

USF2000 Championship

Session: Race 3

July 30, 2020



Section Data for Car 16 - Pierson, Josh (R)

Lap	T/SF to I4	I4 to I6	I6 to SF	Lap	
20	T	36.1107	28.1616	19.0653	83.3376
	S	107.001	88.442	93.089	97.541
21	T	36.7959			
	S	105.008			

Event: USF2000 Grand Prix of Mid-Ohio
Track: Mid-Ohio Sports Car Course
Report: Section Data Report
Session: Race 3

Round 3 / 4 / 5
2.258 mile(s)
USF2000 Championship
July 30, 2020



Section Data for Car 18 - Garg, Bijoy (R)

Lap	T/SF to I4	I4 to I6	I6 to SF	Lap	
1	T	74.3336	57.2559	37.5052	182.8604
	S	51.980	43.501	47.321	44.454
2	T		41.4458	30.3713	790.6580
	S		60.095	58.436	10.281
3	T	39.1048	30.9258	20.2046	90.2352
	S	98.808	80.537	87.840	90.085
4	T	36.8343	29.9677	19.5581	86.3601
	S	104.899	83.112	90.744	94.127
5	T	36.6436	28.9287	19.4173	84.9896
	S	105.444	86.097	91.402	95.645
6	T	36.1001	28.9871	19.1492	84.2364
	S	107.032	85.924	92.681	96.500
7	T	36.2882	29.3880	19.3790	85.0552
	S	106.477	84.752	91.582	95.571
8	T	35.9960	28.4588	19.0019	83.4567
	S	107.341	87.519	93.400	97.401
9	T	36.0567	28.2746	19.0184	83.3497
	S	107.161	88.089	93.319	97.526
10	T	36.0108	28.2490	19.0304	83.2902
	S	107.297	88.169	93.260	97.596
11	T	35.8292	28.2402	18.9233	82.9927
	S	107.841	88.196	93.788	97.946
12	T	35.8176	28.2531	18.8794	82.9501
	S	107.876	88.156	94.006	97.996
13	T	35.8515	28.1755	18.8734	82.9004
	S	107.774	88.399	94.036	98.055
14	T	36.0126	28.2888	18.9432	83.2446
	S	107.292	88.045	93.689	97.650
15	T	35.9712	28.2379	18.9162	83.1253
	S	107.415	88.204	93.823	97.790
16	T	35.8410	28.1194	18.8395	82.7999
	S	107.806	88.575	94.205	98.174
17	T	35.8256	28.0389	18.8526	82.7171
	S	107.852	88.830	94.139	98.272
18	T	35.8198	28.0545	18.9963	82.8706
	S	107.869	88.780	93.427	98.090
19	T	35.7647	28.1685	18.9652	82.8984
	S	108.036	88.421	93.580	98.057

Event: USF2000 Grand Prix of Mid-Ohio

Round 3 / 4 / 5

Track: Mid-Ohio Sports Car Course

2.258 mile(s)

Report: Section Data Report

USF2000 Championship

Session: Race 3

July 30, 2020



Section Data for Car 18 - Garg, Bijoy (R)

Lap	T/SF to I4	I4 to I6	I6 to SF	Lap	
20	T	35.8570	28.1357	19.0625	83.0552
	S	107.758	88.524	93.103	97.872
21	T	37.2113			
	S	103.836			

Event: USF2000 Grand Prix of Mid-Ohio
Track: Mid-Ohio Sports Car Course
Report: Section Data Report
Session: Race 3

Round 3 / 4 / 5
2.258 mile(s)
USF2000 Championship
July 30, 2020



Section Data for Car 2 - Green, Josh (R)

Lap	T/SF to I4	I4 to I6	I6 to SF	Lap	
1	T	74.4712	56.1883	37.1701	178.7283
	S	51.884	44.327	47.747	45.481
2	T		44.4804	31.0206	796.2419
	S		55.995	57.213	10.209
3	T	39.2892	30.6264	19.8195	89.7351
	S	98.344	81.325	89.547	90.587
4	T	36.6386	29.5271	19.3725	85.5382
	S	105.459	84.352	91.613	95.031
5	T	36.2490	28.7319	19.2700	84.2509
	S	106.592	86.687	92.100	96.483
6	T	36.0110	28.6553	19.0595	83.7258
	S	107.297	86.919	93.117	97.088
7	T	35.7948	28.3876	19.0551	83.2375
	S	107.945	87.738	93.139	97.658
8	T	35.7368	28.8349	18.8899	83.4616
	S	108.120	86.377	93.954	97.396
9	T	35.5145	28.3277	18.9765	82.8187
	S	108.797	87.924	93.525	98.152
10	T	35.5287	28.3645	19.0187	82.9119
	S	108.753	87.810	93.317	98.041
11	T	35.4278	28.0017	18.5999	82.0294
	S	109.063	88.948	95.418	99.096
12	T	35.4808	27.9005	18.7211	82.1024
	S	108.900	89.270	94.801	99.008
13	T	35.5814	27.8653	18.7478	82.1945
	S	108.592	89.383	94.666	98.897
14	T	35.5961	27.8698	18.8914	82.3573
	S	108.547	89.368	93.946	98.702
15	T	35.5850	28.1203	18.7317	82.4370
	S	108.581	88.572	94.747	98.606
16	T	35.6212	27.7135	18.6961	82.0308
	S	108.471	89.873	94.927	99.094
17	T	35.4352	27.9727	18.9385	82.3464
	S	109.040	89.040	93.712	98.715
18	T	35.6555	28.0365	18.8786	82.5706
	S	108.367	88.837	94.010	98.447
19	T	35.6240	27.9023	18.7765	82.3028
	S	108.462	89.264	94.521	98.767

Event: USF2000 Grand Prix of Mid-Ohio

Round 3 / 4 / 5

Track: Mid-Ohio Sports Car Course

2.258 mile(s)

Report: Section Data Report

USF2000 Championship

Session: Race 3

July 30, 2020



Section Data for Car 2 - Green, Josh (R)

Lap	T/SF to I4	I4 to I6	I6 to SF	Lap	
20	T	35.6351	27.9729	18.8843	82.4923
	S	108.429	89.039	93.981	98.540
21	T	43.7470			
	S	88.323			

Event: USF2000 Grand Prix of Mid-Ohio

Round 3 / 4 / 5

Track: Mid-Ohio Sports Car Course

2.258 mile(s)

Report: Section Data Report

USF2000 Championship

Session: Race 3

July 30, 2020



Section Data for Car 20 - Shields, Cameron

Lap	T/S	I4 to I6
1	T	126.1826
	S	19.739

Event: USF2000 Grand Prix of Mid-Ohio
Track: Mid-Ohio Sports Car Course
Report: Section Data Report
Session: Race 3

Round 3 / 4 / 5
2.258 mile(s)
USF2000 Championship
July 30, 2020



Section Data for Car 21 - Sundaramoorthy, Yuven

Lap	T/SF to I4	I4 to I6	I6 to SF	Lap	
1	T	74.0297	56.0734	37.6062	174.1800
	S	52.193	44.418	47.194	46.669
2	T		47.4977	32.8252	803.5056
	S		52.438	54.067	10.117
3	T	39.2231	30.7782	19.9236	89.9249
	S	98.510	80.924	89.079	90.395
4	T	36.6293	29.4116	19.3771	85.4180
	S	105.486	84.684	91.591	95.165
5	T	36.4058	28.7789	19.1817	84.3664
	S	106.133	86.545	92.524	96.351
6	T	35.9948	28.6266	19.0308	83.6522
	S	107.345	87.006	93.258	97.174
7	T	35.9799	28.3355	19.0285	83.3439
	S	107.390	87.900	93.269	97.533
8	T	35.8486	28.6875	18.8410	83.3771
	S	107.783	86.821	94.197	97.494
9	T	35.7466	28.1024	18.8623	82.7113
	S	108.090	88.629	94.091	98.279
10	T	35.6487	28.4042	18.9225	82.9754
	S	108.387	87.687	93.792	97.966
11	T	35.6306	28.5890	18.9430	83.1626
	S	108.442	87.120	93.690	97.746
12	T	36.2472	28.1778	18.9883	83.4133
	S	106.598	88.392	93.467	97.452
13	T	36.0339	28.1621	18.9081	83.1041
	S	107.229	88.441	93.863	97.815
14	T	35.9515	28.2011	18.9825	83.1351
	S	107.474	88.319	93.495	97.778
15	T	35.8123	28.1404	19.0307	82.9834
	S	107.892	88.509	93.258	97.957
16	T	36.0279	28.1744	19.0056	83.2079
	S	107.246	88.402	93.382	97.693
17	T	35.9550	28.1006	19.0475	83.1031
	S	107.464	88.634	93.176	97.816
18	T	36.0186	28.1725	19.0762	83.2673
	S	107.274	88.408	93.036	97.623
19	T	36.0853	28.3170	19.1976	83.5999
	S	107.076	87.957	92.448	97.235

Event: USF2000 Grand Prix of Mid-Ohio

Round 3 / 4 / 5

Track: Mid-Ohio Sports Car Course

2.258 mile(s)

Report: Section Data Report

USF2000 Championship

Session: Race 3

July 30, 2020



Section Data for Car 21 - Sundaramoorthy, Yuven

Lap	T/SF to I4	I4 to I6	I6 to SF	Lap	
20	T	36.1808	28.5353	19.2748	83.9909
	S	106.793	87.284	92.077	96.782
21	T	36.8943			
	S	104.728			

Event: USF2000 Grand Prix of Mid-Ohio
Track: Mid-Ohio Sports Car Course
Report: Section Data Report
Session: Race 3

Round 3 / 4 / 5
2.258 mile(s)
USF2000 Championship
July 30, 2020



Section Data for Car 22 - Barrichello, Eduardo

Lap	T/SF to I4	I4 to I6	I6 to SF	Lap
1	T 74.0886	56.2395	38.0344	175.3891
	S 52.152	44.287	46.662	46.347
2	T	47.3117	32.1988	801.5988
	S	52.644	55.119	10.141
3	T 38.7592	30.6691	19.7697	89.1980
	S 99.689	81.211	89.772	91.132
4	T 36.7839	29.1377	19.4611	85.3827
	S 105.042	85.480	91.196	95.204
5	T 36.1774	28.8114	19.0725	84.0613
	S 106.803	86.448	93.054	96.701
6	T 35.8609	28.8421	19.0322	83.7352
	S 107.746	86.356	93.251	97.077
7	T 35.8913	28.4122	19.0316	83.3351
	S 107.655	87.662	93.254	97.544
8	T 35.8011	28.1055	18.9031	82.8097
	S 107.926	88.619	93.888	98.162
9	T 35.6794	27.9528	18.8518	82.4840
	S 108.294	89.103	94.143	98.550
10	T 35.6626	28.0148	18.8884	82.5658
	S 108.345	88.906	93.961	98.452
11	T 35.7419	28.0007	18.9475	82.6901
	S 108.105	88.951	93.668	98.304
12	T 35.8034	27.8655	18.9250	82.5939
	S 107.919	89.382	93.779	98.419
13	T 35.7048	27.8850	18.8720	82.4618
	S 108.217	89.320	94.043	98.577
14	T 35.7000	27.8691	18.8074	82.3765
	S 108.231	89.371	94.366	98.679
15	T 35.7041	27.9347	18.9104	82.5492
	S 108.219	89.161	93.852	98.472
16	T 35.6412	27.8527	18.8356	82.3295
	S 108.410	89.423	94.224	98.735
17	T 35.7383	27.9938	18.9214	82.6535
	S 108.115	88.973	93.797	98.348
18	T 35.6417	27.8996	18.8491	82.3904
	S 108.409	89.273	94.157	98.662
19	T 35.6446	27.8578	18.8665	82.3689
	S 108.400	89.407	94.070	98.688

Event: USF2000 Grand Prix of Mid-Ohio
Track: Mid-Ohio Sports Car Course
Report: Section Data Report
Session: Race 3

Round 3 / 4 / 5
2.258 mile(s)
USF2000 Championship
July 30, 2020



Section Data for Car 22 - Barrichello, Eduardo

Lap	T/SF to I4	I4 to I6	I6 to SF	Lap	
20	T	35.6417	27.9965	18.9514	82.5896
	S	108.409	88.964	93.649	98.424
21	T	42.6096			
	S	90.681			

Event: USF2000 Grand Prix of Mid-Ohio

Round 3 / 4 / 5

Track: Mid-Ohio Sports Car Course

2.258 mile(s)

Report: Section Data Report

USF2000 Championship

Session: Race 3

July 30, 2020



Section Data for Car 23 - Round-Garrido, Matt

Lap	T/S	I4 to I6	I6 to SF
1	T	48.2727	37.8261
	S	51.596	46.919

Event: USF2000 Grand Prix of Mid-Ohio
 Track: Mid-Ohio Sports Car Course
 Report: Section Data Report
 Session: Race 3

Round 3 / 4 / 5
 2.258 mile(s)
 USF2000 Championship
 July 30, 2020



Section Data for Car 27 - Ori, Ayrton (R)

Lap	T/SF to I4	I4 to I6	I6 to SF	Lap	
1	T	74.3567	56.7852	37.4732	180.5833
	S	51.964	43.861	47.361	45.014
2	T		41.3949	30.8181	793.2712
	S		60.169	57.589	10.247
3	T	39.0603	30.8540	20.0842	89.9985
	S	98.920	80.725	88.367	90.322
4	T	36.9573	29.8783	19.6093	86.4449
	S	104.549	83.361	90.507	94.034
5	T	36.6416	28.8619	19.3720	84.8755
	S	105.450	86.297	91.615	95.773
6	T	36.3642	29.4595	19.3039	85.1276
	S	106.255	84.546	91.939	95.490
7	T	36.5779	29.1429	19.4105	85.1313
	S	105.634	85.464	91.434	95.485
8	T	36.0678	28.8609	19.2210	84.1497
	S	107.128	86.300	92.335	96.599
9	T	36.0295	28.3506	19.0569	83.4370
	S	107.242	87.853	93.130	97.424
10	T	35.7888	28.2498	19.3227	83.3613
	S	107.963	88.166	91.849	97.513
11	T	36.9106	28.7609	19.2135	84.8850
	S	104.682	86.600	92.371	95.763
12	T	36.2427	28.7536	19.2180	84.2143
	S	106.611	86.622	92.350	96.525
13	T	36.0941	28.7038	19.0733	83.8712
	S	107.050	86.772	93.050	96.920
14	T	36.0367	29.3124	19.2056	84.5547
	S	107.220	84.970	92.409	96.137
15	T	36.0558	28.8404	19.2233	84.1195
	S	107.163	86.361	92.324	96.634
16	T	35.9630	29.0486	19.4671	84.4787
	S	107.440	85.742	91.168	96.223
17	T	36.1457	28.6271	19.1844	83.9572
	S	106.897	87.004	92.511	96.821
18	T	36.1357	29.0635	19.1400	84.3392
	S	106.926	85.698	92.726	96.382
19	T	36.2127	28.3843	19.2474	83.8444
	S	106.699	87.749	92.208	96.951

Event: USF2000 Grand Prix of Mid-Ohio
Track: Mid-Ohio Sports Car Course
Report: Section Data Report
Session: Race 3

Round 3 / 4 / 5
2.258 mile(s)
USF2000 Championship
July 30, 2020



Section Data for Car 27 - Ori, Ayrton (R)

Lap	T/SF to I4	I4 to I6	I6 to SF	Lap	
20	T	36.1852	28.5026	19.2662	83.9540
	S	106.780	87.384	92.118	96.824
21	T	36.6645			
	S	105.384			

Event: USF2000 Grand Prix of Mid-Ohio
 Track: Mid-Ohio Sports Car Course
 Report: Section Data Report
 Session: Race 3

Round 3 / 4 / 5
 2.258 mile(s)
 USF2000 Championship
 July 30, 2020



Section Data for Car 3 - Gold, Reece

Lap	T/SF to I4	I4 to I6	I6 to SF	Lap	
1	T	74.6753	54.8424	37.5173	172.3617
	S	51.742	45.415	47.305	47.161
2	T		48.1389	34.1391	807.4885
	S		51.739	51.987	10.067
3	T	39.0509	29.5315	19.5648	88.1472
	S	98.944	84.340	90.713	92.218
4	T	36.3312	29.1590	19.2591	84.7493
	S	106.351	85.417	92.152	95.916
5	T	36.2759	28.5922	19.1310	83.9991
	S	106.513	87.111	92.769	96.772
6	T	35.9048	28.3026	18.9330	83.1404
	S	107.614	88.002	93.740	97.772
7	T	35.7201	28.4756	18.8820	83.0777
	S	108.171	87.467	93.993	97.846
8	T	35.7109	27.9258	18.8308	82.4675
	S	108.198	89.189	94.248	98.570
9	T	35.6234	27.9824	18.7963	82.4021
	S	108.464	89.009	94.421	98.648
10	T	35.5261	27.8684	18.7348	82.1293
	S	108.761	89.373	94.731	98.976
11	T	35.3600	27.8948	18.7124	81.9672
	S	109.272	89.288	94.845	99.171
12	T	35.5600	27.8040	18.7918	82.1558
	S	108.658	89.580	94.444	98.944
13	T	35.7777	27.8814	18.8399	82.4990
	S	107.996	89.331	94.203	98.532
14	T	35.5558	27.9478	18.8624	82.3660
	S	108.670	89.119	94.091	98.691
15	T	35.5287	27.8867	18.8854	82.3008
	S	108.753	89.314	93.976	98.769
16	T	35.5216	27.8563	18.8801	82.2580
	S	108.775	89.412	94.002	98.821
17	T	35.5466	27.8062	18.7664	82.1192
	S	108.699	89.573	94.572	98.988
18	T	35.4214	28.0055	18.7869	82.2138
	S	109.083	88.935	94.469	98.874
19	T	35.4973	28.5479	18.8051	82.8503
	S	108.850	87.246	94.377	98.114

Event: USF2000 Grand Prix of Mid-Ohio

Round 3 / 4 / 5

Track: Mid-Ohio Sports Car Course

2.258 mile(s)

Report: Section Data Report

USF2000 Championship

Session: Race 3

July 30, 2020



Section Data for Car 3 - Gold, Reece

Lap	T/SF to I4	I4 to I6	I6 to SF	Lap	
20	T	35.4021	28.7324	18.8962	83.0307
	S	109.142	86.685	93.922	97.901
21	T	42.8642			
	S	90.142			

Event: USF2000 Grand Prix of Mid-Ohio
 Track: Mid-Ohio Sports Car Course
 Report: Section Data Report
 Session: Race 3

Round 3 / 4 / 5
 2.258 mile(s)
 USF2000 Championship
 July 30, 2020



Section Data for Car 4 - d'Orlando, Michael

Lap	T/SF to I4	I4 to I6	I6 to SF	Lap	
1	T	74.7871	55.0621	37.7682	173.0006
	S	51.665	45.234	46.991	46.987
2	T		47.7102	33.9732	806.5745
	S		52.204	52.240	10.078
3	T	38.4839	29.6006	19.4537	87.5382
	S	100.402	84.143	91.231	92.860
4	T	36.4984	28.9653	19.3711	84.8348
	S	105.864	85.988	91.620	95.819
5	T	36.0262	28.8012	19.0934	83.9208
	S	107.251	86.478	92.952	96.863
6	T	35.8079	28.3819	19.0971	83.2869
	S	107.905	87.756	92.934	97.600
7	T	35.6779	28.2733	18.7984	82.7496
	S	108.299	88.093	94.411	98.234
8	T	35.5989	28.0946	18.8369	82.5304
	S	108.539	88.653	94.218	98.495
9	T	35.6130	27.9709	18.7026	82.2865
	S	108.496	89.045	94.894	98.787
10	T	35.5855	27.9035	18.7484	82.2374
	S	108.580	89.261	94.663	98.846
11	T	35.5022	27.8296	18.6728	82.0046
	S	108.834	89.498	95.046	99.126
12	T	35.6294	27.8519	18.8660	82.3473
	S	108.446	89.426	94.073	98.714
13	T	35.6849	27.8659	18.7176	82.2684
	S	108.277	89.381	94.818	98.808
14	T	35.7094	27.9247	18.7728	82.4069
	S	108.203	89.193	94.540	98.642
15	T	35.6325	27.7567	18.7653	82.1545
	S	108.437	89.733	94.577	98.945
16	T	35.6664	27.8300	18.7288	82.2252
	S	108.333	89.496	94.762	98.860
17	T	35.5891	27.8618	18.8144	82.2653
	S	108.569	89.394	94.331	98.812
18	T	35.6638	27.9370	18.7543	82.3551
	S	108.341	89.154	94.633	98.704
19	T	35.7433	28.3463	18.6640	82.7536
	S	108.100	87.866	95.091	98.229

Event: USF2000 Grand Prix of Mid-Ohio

Round 3 / 4 / 5

Track: Mid-Ohio Sports Car Course

2.258 mile(s)

Report: Section Data Report

USF2000 Championship

Session: Race 3

July 30, 2020



Section Data for Car 4 - d'Orlando, Michael

Lap	T/SF to I4	I4 to I6	I6 to SF	Lap	
20	T	35.7052	28.5748	18.8212	83.1012
	S	108.216	87.164	94.296	97.818
21	T	42.7784			
	S	90.323			

Event: USF2000 Grand Prix of Mid-Ohio
Track: Mid-Ohio Sports Car Course
Report: Section Data Report
Session: Race 3

Round 3 / 4 / 5
2.258 mile(s)
USF2000 Championship
July 30, 2020



Section Data for Car 40 - Miller, Jack William

Lap	T/SF to I4	I4 to I6	I6 to SF	Lap	
1	T	74.1894	56.4446	37.6361	176.2248
	S	52.081	44.126	47.156	46.127
2	T		47.3193	32.0137	800.6693
	S		52.636	55.438	10.153
3	T	38.6453	30.1926	19.8339	88.6718
	S	99.983	82.493	89.482	91.673
4	T	36.6027	29.1084	19.4965	85.2076
	S	105.562	85.566	91.030	95.400
5	T	36.4560	28.5685	19.1079	84.1324
	S	105.987	87.183	92.882	96.619
6	T	36.2471	28.5975	18.9948	83.8394
	S	106.598	87.094	93.435	96.957
7	T	36.0378	28.3295	19.0040	83.3713
	S	107.217	87.918	93.389	97.501
8	T	35.8438	28.0568	18.8224	82.7230
	S	107.797	88.773	94.290	98.265
9	T	35.6907	27.8864	18.7179	82.2950
	S	108.260	89.315	94.817	98.776
10	T	35.8567	27.9582	18.8065	82.6214
	S	107.758	89.086	94.370	98.386
11	T	35.8272	27.8185	18.7839	82.4296
	S	107.847	89.533	94.484	98.615
12	T	35.8087	27.8596	18.8667	82.5350
	S	107.903	89.401	94.069	98.489
13	T	35.7034	27.8399	18.7811	82.3244
	S	108.221	89.464	94.498	98.741
14	T	35.8823	27.8493	18.7820	82.5136
	S	107.682	89.434	94.493	98.515
15	T	35.7249	27.9423	18.7838	82.4510
	S	108.156	89.137	94.484	98.589
16	T	35.6843	27.8846	18.8522	82.4211
	S	108.279	89.321	94.141	98.625
17	T	35.7931	27.9870	18.7979	82.5780
	S	107.950	88.994	94.413	98.438
18	T	35.7768	27.9419	18.7294	82.4481
	S	107.999	89.138	94.759	98.593
19	T	35.8346	27.9034	18.7919	82.5299
	S	107.825	89.261	94.443	98.495

Event: USF2000 Grand Prix of Mid-Ohio

Round 3 / 4 / 5

Track: Mid-Ohio Sports Car Course

2.258 mile(s)

Report: Section Data Report

USF2000 Championship

Session: Race 3

July 30, 2020



Section Data for Car 40 - Miller, Jack William

Lap	T/SF to I4	I4 to I6	I6 to SF	Lap	
20	T	35.8062	27.9370	18.9112	82.6544
	S	107.910	89.154	93.848	98.347
21	T	42.0606			
	S	91.864			

Event: USF2000 Grand Prix of Mid-Ohio
Track: Mid-Ohio Sports Car Course
Report: Section Data Report
Session: Race 3

Round 3 / 4 / 5
 2.258 mile(s)
 USF2000 Championship
 July 30, 2020



Section Data for Car 41 - Kaeser, Max (R)

Lap	T/SF to I4	I4 to I6	I6 to SF	Lap	
1	T	74.3919	57.2601	37.2279	184.0872
	S	51.939	43.498	47.673	44.157
2	T		41.4852	30.0037	789.1644
	S		60.038	59.152	10.301
3	T	39.5341	31.4261	20.2254	91.1856
	S	97.735	79.255	87.750	89.146
4	T	37.4681	30.4461	19.6210	87.5352
	S	103.124	81.806	90.453	92.863
5	T	36.6334	29.1341	19.3656	85.1331
	S	105.474	85.490	91.646	95.483
6	T	36.3347	29.2274	19.1458	84.7079
	S	106.341	85.217	92.698	95.963
7	T	36.1208	28.9157	19.0537	84.0902
	S	106.971	86.136	93.146	96.668
8	T	35.8944	28.7754	19.1052	83.7750
	S	107.645	86.556	92.895	97.031
9	T	36.7936	28.5717	18.9248	84.2901
	S	105.015	87.173	93.780	96.438
10	T	35.7538	28.4293	18.9827	83.1658
	S	108.069	87.610	93.494	97.742
11	T	35.9667	29.0738	19.1701	84.2106
	S	107.429	85.668	92.580	96.529
12	T	36.1937	28.5392	19.2307	83.9636
	S	106.755	87.272	92.289	96.813
13	T	36.0963	28.8082	19.0837	83.9882
	S	107.043	86.457	92.999	96.785
14	T	36.0426	28.8833	19.3237	84.2496
	S	107.203	86.233	91.844	96.485
15	T	35.8861	29.0758	19.2116	84.1735
	S	107.670	85.662	92.380	96.572
16	T	35.9634	28.8638	19.5248	84.3520
	S	107.439	86.291	90.898	96.368
17	T	36.0564	28.8622	19.0714	83.9900
	S	107.162	86.296	93.059	96.783
18	T	36.0797	29.2147	19.0900	84.3844
	S	107.092	85.254	92.969	96.331
19	T	36.7641	28.4958	19.1911	84.4510
	S	105.099	87.405	92.479	96.255

Event: USF2000 Grand Prix of Mid-Ohio
Track: Mid-Ohio Sports Car Course
Report: Section Data Report
Session: Race 3

Round 3 / 4 / 5
2.258 mile(s)
USF2000 Championship
July 30, 2020



Section Data for Car 41 - Kaeser, Max (R)

Lap	T/SF to I4	I4 to I6	I6 to SF	Lap	
20	T	36.0559	28.1717	18.9310	83.1586
	S	107.163	88.411	93.750	97.751
21	T	36.7841			
	S	105.042			

Event: USF2000 Grand Prix of Mid-Ohio
Track: Mid-Ohio Sports Car Course
Report: Section Data Report
Session: Race 3

Round 3 / 4 / 5
2.258 mile(s)
USF2000 Championship
July 30, 2020



Section Data for Car 44 - Brooks, Christian (R)

Lap	T/SF to I4	I4 to I6	I6 to SF	Lap	
1	T	74.0513	56.0242	37.9118	173.7050
	S	52.178	44.457	46.813	46.797
2	T		47.5351	33.1719	804.2684
	S		52.397	53.502	10.107
3	T	38.8709	29.8193	19.7133	88.4035
	S	99.402	83.526	90.029	91.951
4	T	36.5088	28.9255	19.4371	84.8714
	S	105.834	86.107	91.309	95.778
5	T	36.3233	28.4849	19.0673	83.8755
	S	106.374	87.439	93.079	96.915
6	T	35.8935	28.2935	18.9828	83.1698
	S	107.648	88.030	93.494	97.737
7	T	35.8458	28.0934	18.9568	82.8960
	S	107.791	88.657	93.622	98.060
8	T	35.7457	27.9876	18.8288	82.5621
	S	108.093	88.992	94.258	98.457
9	T	35.6499	27.9687	18.8569	82.4755
	S	108.384	89.052	94.118	98.560
10	T	35.7312	27.8986	18.9157	82.5455
	S	108.137	89.276	93.825	98.477
11	T	35.8601	27.7974	18.8102	82.4677
	S	107.748	89.601	94.352	98.570
12	T	35.7044	27.6952	18.8236	82.2232
	S	108.218	89.932	94.284	98.863
13	T	35.6174	27.6676	18.7495	82.0345
	S	108.482	90.022	94.657	99.090
14	T	35.6466	27.7262	18.8704	82.2432
	S	108.394	89.831	94.051	98.839
15	T	35.6143	27.8033	18.8310	82.2486
	S	108.492	89.582	94.247	98.832
16	T	35.8302	27.8146	18.8032	82.4480
	S	107.838	89.546	94.387	98.593
17	T	35.6284	27.8241	18.7796	82.2321
	S	108.449	89.515	94.505	98.852
18	T	35.7634	27.8679	18.8079	82.4392
	S	108.040	89.375	94.363	98.604
19	T	35.6460	27.8744	18.8645	82.3849
	S	108.395	89.354	94.080	98.669

Event: USF2000 Grand Prix of Mid-Ohio

Round 3 / 4 / 5

Track: Mid-Ohio Sports Car Course

2.258 mile(s)

Report: Section Data Report

USF2000 Championship

Session: Race 3

July 30, 2020



Section Data for Car 44 - Brooks, Christian (R)

Lap	T/SF to I4	I4 to I6	I6 to SF	Lap	
20	T	35.7193	27.9982	18.8556	82.5731
	S	108.173	88.959	94.124	98.444
21	T	43.6141			
	S	88.592			

Event: USF2000 Grand Prix of Mid-Ohio
Track: Mid-Ohio Sports Car Course
Report: Section Data Report
Session: Race 3

Round 3 / 4 / 5
2.258 mile(s)
USF2000 Championship
July 30, 2020



Section Data for Car 5 - Brichacek, Wyatt (R)

Lap	T/SF to I4	I4 to I6	I6 to SF	Lap	
1	T	74.6648	54.4947	37.3721	182.4002
	S	51.749	45.705	47.489	44.566
2	T		42.0879	28.9129	787.5516
	S		59.178	61.383	10.322
3	T	39.0074	30.9976	20.2744	90.2794
	S	99.055	80.351	87.538	90.040
4	T	37.1525	29.9106	19.7035	86.7666
	S	104.000	83.271	90.074	93.686
5	T	36.6184	29.0645	19.3592	85.0421
	S	105.517	85.695	91.676	95.586
6	T	36.2809	29.2066	19.2765	84.7640
	S	106.499	85.278	92.069	95.899
7	T	36.0763	29.2564	19.3612	84.6939
	S	107.103	85.133	91.666	95.979
8	T	36.1335	28.7757	19.2757	84.1849
	S	106.933	86.555	92.073	96.559
9	T	36.1204	28.5034	18.8867	83.5105
	S	106.972	87.382	93.969	97.339
10	T	35.8148	28.2405	19.1466	83.2019
	S	107.885	88.195	92.694	97.700
11	T	36.0892	27.8230	18.7795	82.6917
	S	107.064	89.519	94.506	98.302
12	T	35.5881	28.1220	18.9074	82.6175
	S	108.572	88.567	93.867	98.391
13	T	35.5999	28.6817	18.9291	83.2107
	S	108.536	86.839	93.759	97.689
14	T	35.6596	28.2430	18.9205	82.8231
	S	108.354	88.188	93.802	98.147
15	T	35.8534	28.2038	18.9608	83.0180
	S	107.768	88.310	93.602	97.916
16	T	35.7412	28.3150	18.9339	82.9901
	S	108.107	87.963	93.735	97.949
17	T	35.7089	28.1685	18.8700	82.7474
	S	108.204	88.421	94.053	98.236
18	T	35.9614	28.3782	18.9429	83.2825
	S	107.445	87.767	93.691	97.605
19	T	35.8552	27.9754	18.7823	82.6129
	S	107.763	89.031	94.492	98.396

Event: USF2000 Grand Prix of Mid-Ohio

Round 3 / 4 / 5

Track: Mid-Ohio Sports Car Course

2.258 mile(s)

Report: Section Data Report

USF2000 Championship

Session: Race 3

July 30, 2020



Section Data for Car 5 - Brichacek, Wyatt (R)

Lap	T/SF to I4	I4 to I6	I6 to SF	Lap	
20	T	35.7879	28.0201	18.9449	82.7529
	S	107.966	88.889	93.681	98.230
21	T	38.4593			
	S	100.466			

Event: USF2000 Grand Prix of Mid-Ohio
Track: Mid-Ohio Sports Car Course
Report: Section Data Report
Session: Race 3

Round 3 / 4 / 5
2.258 mile(s)
USF2000 Championship
July 30, 2020



Section Data for Car 6 - Rasmussen, Christian

Lap	T/SF to I4	I4 to I6	I6 to SF	Lap	
1	T	74.7295	54.8184	37.4367	171.6246
	S	51.705	45.435	47.407	47.364
2	T		48.5987	34.3663	808.6755
	S		51.250	51.643	10.052
3	T	38.1116	29.4112	19.5052	87.0280
	S	101.383	84.685	90.990	93.404
4	T	36.4083	29.2244	19.3482	84.9809
	S	106.126	85.226	91.728	95.654
5	T	36.0821	28.6611	19.0492	83.7924
	S	107.085	86.901	93.168	97.011
6	T	35.8672	28.3108	18.8839	83.0619
	S	107.727	87.976	93.983	97.864
7	T	35.7755	28.2050	18.7789	82.7594
	S	108.003	88.306	94.509	98.222
8	T	35.5290	28.1211	18.7499	82.4000
	S	108.752	88.570	94.655	98.650
9	T	35.4883	28.0328	18.7121	82.2332
	S	108.877	88.849	94.846	98.851
10	T	35.5336	27.8727	18.6544	82.0607
	S	108.738	89.359	95.140	99.058
11	T	35.3868	27.8289	18.7262	81.9419
	S	109.189	89.500	94.775	99.202
12	T	35.4088	27.7867	18.6505	81.8460
	S	109.122	89.636	95.160	99.318
13	T	35.4986	27.6664	18.6768	81.8418
	S	108.846	90.026	95.026	99.323
14	T	35.4048	27.8185	18.6805	81.9038
	S	109.134	89.533	95.007	99.248
15	T	35.4520	27.8629	18.6356	81.9505
	S	108.989	89.391	95.236	99.192
16	T	35.4513	27.7025	18.7055	81.8593
	S	108.991	89.908	94.880	99.302
17	T	35.3600	27.8747	18.6987	81.9334
	S	109.272	89.353	94.914	99.212
18	T	35.3813	27.7489	18.5829	81.7131
	S	109.206	89.758	95.506	99.480
19	T	35.4806	27.6849	18.6780	81.8435
	S	108.901	89.965	95.019	99.321

Event: USF2000 Grand Prix of Mid-Ohio
Track: Mid-Ohio Sports Car Course
Report: Section Data Report
Session: Race 3

Round 3 / 4 / 5
2.258 mile(s)
USF2000 Championship
July 30, 2020



Section Data for Car 6 - Rasmussen, Christian

Lap	T/SF to I4	I4 to I6	I6 to SF	Lap	
20	T	35.6200	27.8667	18.7660	82.2527
	S	108.475	89.378	94.574	98.827
21	T	48.8276			
	S	79.133			

Event: USF2000 Grand Prix of Mid-Ohio
Track: Mid-Ohio Sports Car Course
Report: Section Data Report
Session: Race 3

Round 3 / 4 / 5
2.258 mile(s)
USF2000 Championship
July 30, 2020



Section Data for Car 7 - Bogle, Christian

Lap	T/SF to I4	I4 to I6	I6 to SF	Lap	
1	T	75.2749	57.3182	37.0459	186.4007
	S	51.330	43.454	47.907	43.609
2	T		42.1455	28.0997	786.2847
	S		59.097	63.160	10.338
3	T	39.3808	30.8937	20.1602	90.4347
	S	98.115	80.621	88.033	89.886
4	T	37.1297	29.7550	19.6947	86.5794
	S	104.064	83.706	90.114	93.888
5	T	36.6426	29.0809	19.4428	85.1663
	S	105.447	85.647	91.282	95.446
6	T	35.9882	29.4462	19.5069	84.9413
	S	107.365	84.584	90.982	95.699
7	T	36.1109	28.9448	19.2744	84.3301
	S	107.000	86.049	92.079	96.393
8	T	36.3152	28.6744	19.2508	84.2404
	S	106.398	86.861	92.192	96.495
9	T	36.0261	28.6900	18.9956	83.7117
	S	107.252	86.814	93.431	97.105
10	T	35.6980	28.4923	19.0050	83.1953
	S	108.238	87.416	93.385	97.707
11	T	35.9983	28.1967	18.9271	83.1221
	S	107.335	88.332	93.769	97.793
12	T	35.8075	28.2200	18.9560	82.9835
	S	107.907	88.259	93.626	97.957
13	T	36.0126	28.1860	18.9314	83.1300
	S	107.292	88.366	93.748	97.784
14	T	35.8358	28.1481	18.9781	82.9620
	S	107.821	88.485	93.517	97.982
15	T	35.9803	28.1031	19.0049	83.0883
	S	107.388	88.627	93.385	97.833
16	T	35.9222	28.1065	18.9500	82.9787
	S	107.562	88.616	93.656	97.962
17	T	35.8809	28.1951	18.9673	83.0433
	S	107.686	88.337	93.570	97.886
18	T	35.8651	28.1288	19.0603	83.0542
	S	107.733	88.546	93.114	97.873
19	T	35.7833	28.0607	18.9353	82.7793
	S	107.980	88.761	93.728	98.198

Event: USF2000 Grand Prix of Mid-Ohio

Round 3 / 4 / 5

Track: Mid-Ohio Sports Car Course

2.258 mile(s)

Report: Section Data Report

USF2000 Championship

Session: Race 3

July 30, 2020



Section Data for Car 7 - Bogle, Christian

Lap	T/SF to I4	I4 to I6	I6 to SF	Lap	
20	T	36.0489	28.1063	19.0574	83.2126
	S	107.184	88.616	93.128	97.687
21	T	41.1512			
	S	93.894			

Event: USF2000 Grand Prix of Mid-Ohio
Track: Mid-Ohio Sports Car Course
Report: Section Data Report
Session: Race 3

Round 3 / 4 / 5
2.258 mile(s)
USF2000 Championship
July 30, 2020



Section Data for Car 8 - Dupell, Kyle

Lap	T/SF to I4	I4 to I6	I6 to SF	Lap	
1	T	74.7243	56.3427	37.5875	178.6992
	S	51.708	44.206	47.217	45.489
2	T		47.0894	31.6691	797.7488
	S		52.893	56.041	10.190
3	T	38.9292	30.4326	19.8412	89.2030
	S	99.254	81.843	89.449	91.127
4	T	36.7068	29.3572	19.3589	85.4229
	S	105.263	84.841	91.677	95.159
5	T	36.1979	28.9740	19.1423	84.3142
	S	106.743	85.963	92.715	96.411
6	T	36.0735	28.5900	18.9697	83.6332
	S	107.111	87.117	93.558	97.196
7	T	36.0597	28.3462	18.9724	83.3783
	S	107.152	87.867	93.545	97.493
8	T	35.9280	28.1922	18.8845	83.0047
	S	107.545	88.346	93.980	97.932
9	T	35.8269	28.1120	19.0312	82.9701
	S	107.848	88.599	93.256	97.973
10	T	35.8508	28.0331	18.8428	82.7267
	S	107.776	88.848	94.188	98.261
11	T	35.7321	27.9329	18.7168	82.3818
	S	108.134	89.167	94.822	98.672
12	T	35.7418	27.9694	18.7073	82.4185
	S	108.105	89.050	94.871	98.628
13	T	35.6394	27.8144	18.8033	82.2571
	S	108.416	89.546	94.386	98.822
14	T	35.6519	27.8906	18.8872	82.4297
	S	108.377	89.302	93.967	98.615
15	T	35.8527	28.6490	18.8126	83.3143
	S	107.771	86.938	94.340	97.568
16	T	35.8156	28.0181	18.7836	82.6173
	S	107.882	88.895	94.485	98.391
17	T	35.8560	28.0689	18.9028	82.8277
	S	107.761	88.735	93.889	98.141
18	T	35.8693	28.1011	18.7491	82.7195
	S	107.721	88.633	94.659	98.269
19	T	35.8700	28.0901	18.9443	82.9044
	S	107.719	88.668	93.684	98.050

Event: USF2000 Grand Prix of Mid-Ohio

Round 3 / 4 / 5

Track: Mid-Ohio Sports Car Course

2.258 mile(s)

Report: Section Data Report

USF2000 Championship

Session: Race 3

July 30, 2020



Section Data for Car 8 - Dupell, Kyle

Lap	T/SF to I4	I4 to I6	I6 to SF	Lap	
20	T	36.1169	28.2445	18.9789	83.3403
	S	106.982	88.183	93.513	97.537
21	T	39.6955			
	S	97.338			

Event: USF2000 Grand Prix of Mid-Ohio
Track: Mid-Ohio Sports Car Course
Report: Section Data Report
Session: Race 3

Round 3 / 4 / 5
2.258 mile(s)
USF2000 Championship
July 30, 2020



Section Data for Car 9 - Siegel, Nolan

Lap	T/SF to I4	I4 to I6	I6 to SF	Lap	
1	T	74.7982	55.0925	37.8405	173.3179
	S	51.657	45.209	46.901	46.901
2	T		47.5498	33.4072	805.6066
	S		52.380	53.125	10.090
3	T	38.9225	30.2785	19.8288	89.0298
	S	99.271	82.259	89.505	91.304
4	T	36.4204			92.3115
	S	106.091			88.058
5	T	36.6670	28.6278	19.0923	84.3871
	S	105.377	87.002	92.958	96.328
6	T	35.8452	29.4458	19.1857	84.4767
	S	107.793	84.585	92.505	96.225
7	T	35.8414	29.1179	19.0596	84.0189
	S	107.804	85.538	93.117	96.750
8	T	35.9222	28.6992	19.1212	83.7426
	S	107.562	86.786	92.817	97.069
9	T	36.3324	28.3348	18.9663	83.6335
	S	106.348	87.902	93.575	97.196
10	T	35.8926	28.2141	19.0386	83.1453
	S	107.651	88.278	93.220	97.766
11	T	36.1196	28.5643	19.1150	83.7989
	S	106.974	87.196	92.847	97.004
12	T	36.1937	28.8771	19.1760	84.2468
	S	106.755	86.251	92.552	96.488
13	T	35.9790	28.8567	19.0547	83.8904
	S	107.392	86.312	93.141	96.898
14	T	35.9619	28.8032	18.8605	83.6256
	S	107.443	86.472	94.100	97.205
15	T	35.7575	27.8852	18.8212	82.4639
	S	108.057	89.319	94.296	98.574
16	T	35.5656	28.0178	18.8877	82.4711
	S	108.640	88.896	93.964	98.565
17	T	35.7337	27.9305	19.0031	82.6673
	S	108.129	89.174	93.394	98.332
18	T	35.7099	28.0193	18.9975	82.7267
	S	108.201	88.892	93.421	98.261
19	T	35.8574	27.8980	18.9920	82.7474
	S	107.756	89.278	93.448	98.236

Event: USF2000 Grand Prix of Mid-Ohio
Track: Mid-Ohio Sports Car Course
Report: Section Data Report
Session: Race 3

Round 3 / 4 / 5
2.258 mile(s)
USF2000 Championship
July 30, 2020



Section Data for Car 9 - Siegel, Nolan

Lap	T/SF to I4	I4 to I6	I6 to SF	Lap	
20	T	35.7570	28.0242	19.2224	83.0036
	S	108.059	88.876	92.328	97.933
21	T	39.6000			
	S	97.572			

Event: USF2000 Grand Prix of Mid-Ohio
Track: Mid-Ohio Sports Car Course
Report: Section Data Report
Session: Race 3

Round 3 / 4 / 5
2.258 mile(s)








USF2000 Championship
July 30, 2020

Section Data for Car

Report Support Information

Section Legend	
Name	Length
SF to I4	1.073295 miles
I4 to I6	0.691856 miles
I6 to SF	0.492992 miles
Lap	2.258000 miles
SFP to I4	1.073295 miles
I6 to SFP	0.492992 miles

Color Legend	
	Fastest Lap
	Section Under Caution
	Section Under Green
	Section Time Data
	Section Speed Data

